

Product Datasheet

ADAMTS5 Antibody - BSA Free NLS7761

Unit Size: 0.05 ml

Keep as concentrated solution. Aliquot and store at -20C or below. Avoid multiple freeze-thaw cycles.

www.novusbio.com



technical@novusbio.com

Protocols, Publications, Related Products, Reviews, Research Tools and Images at:
www.novusbio.com/NLS7761

Updated 10/23/2024 v.20.1

Earn rewards for product
reviews and publications.

Submit a publication at www.novusbio.com/publications

Submit a review at www.novusbio.com/reviews/destination/NLS7761



NLS7761

ADAMTS5 Antibody - BSA Free

Product Information

Unit Size	0.05 ml
Concentration	1.0 mg/ml
Storage	Keep as concentrated solution. Aliquot and store at -20C or below. Avoid multiple freeze-thaw cycles.
Clonality	Polyclonal
Preservative	0.1% Sodium Azide
Isotype	IgG
Purity	Immunogen affinity purified
Buffer	PBS

Product Description

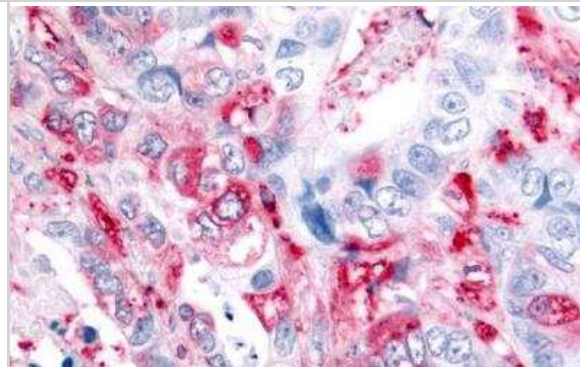
Description	Product can be stored undiluted at 4C for up to 1 month.
Host	Rabbit
Gene ID	11096
Gene Symbol	ADAMTS5
Species	Human
Reactivity Notes	For the Primate reactivity listing, there is 100% sequence identity with Gorilla, Gibbon, Monkey, Marmoset, Elephant, Panda. Additional percent sequence identity with immunogen and other species is as follows: Bovine (89%), Opossum (89%), Xenopus (89%), and Lizard (83%).
Specificity/Sensitivity	Human ADAMTS5. BLAST analysis of the peptide immunogen showed no homology with other human proteins.
Immunogen	Synthetic 18 amino acid peptide from Metalloprotease domain of human ADAMTS5.

Product Application Details

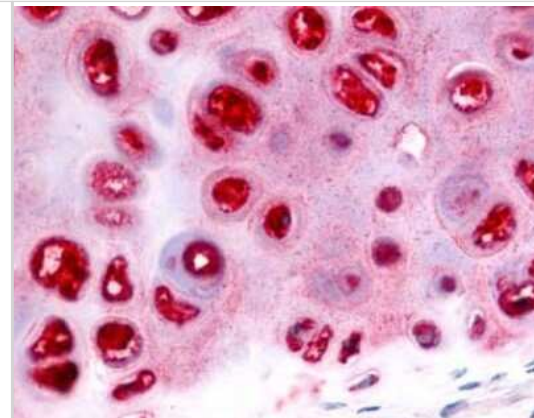
Applications	Immunohistochemistry, Immunohistochemistry-Paraffin
Recommended Dilutions	Immunohistochemistry, Immunohistochemistry-Paraffin 3 ug/ml

Images

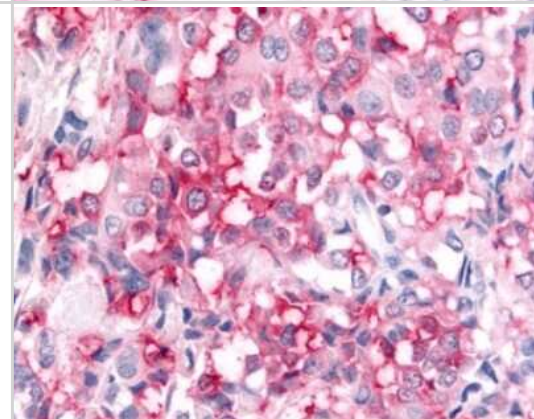
Immunohistochemistry-Paraffin: ADAMTS5 Antibody [NLS7761] - Colon, Carcinoma



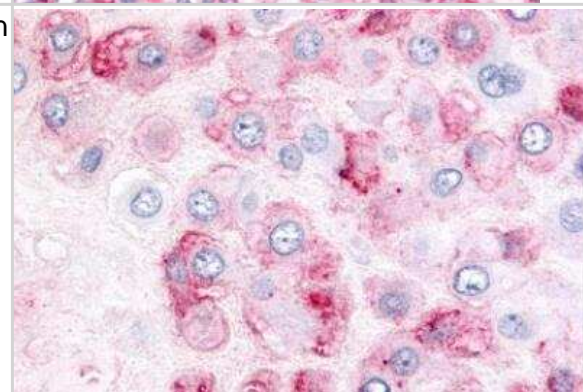
Immunohistochemistry-Paraffin: ADAMTS5 Antibody [NLS7761] - Analysis of anti-ADAMTS5 antibody with cartilage at 3 ug/ ml.



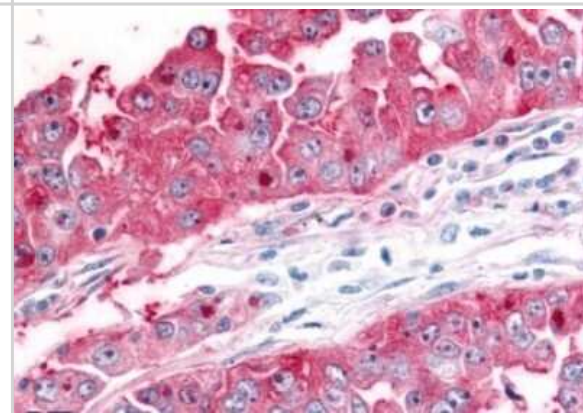
Immunohistochemistry-Paraffin: ADAMTS5 Antibody [NLS7761] - Analysis of anti-ADAMTS5 antibody with human breast, carcinoma.



Immunohistochemistry-Paraffin: ADAMTS5 Antibody [NLS7761] - Human placenta. Immunohistochemistry of formalin-fixed, paraffin-embedded tissue after heat-induced antigen retrieval.



Immunohistochemistry-Paraffin: ADAMTS5 Antibody [NLS7761] - Anti-ADAMTS5 antibody IHC of human Lung, Non-Small Cell Carcinoma. Immunohistochemistry of formalin-fixed, paraffin-embedded tissue after heat-induced antigen retrieval.





Novus Biologicals USA

10730 E. Briarwood Avenue
Centennial, CO 80112
USA
Phone: 303.730.1950
Toll Free: 1.888.506.6887
Fax: 303.730.1966
nb-customerservice@bio-techne.com

Bio-Techne Canada

21 Canmotor Ave
Toronto, ON M8Z 4E6
Canada
Phone: 905.827.6400
Toll Free: 855.668.8722
Fax: 905.827.6402
canada.inquires@bio-techne.com

Bio-Techne Ltd

19 Barton Lane
Abingdon Science Park
Abingdon, OX14 3NB, United Kingdom
Phone: (44) (0) 1235 529449
Free Phone: 0800 37 34 15
Fax: (44) (0) 1235 533420
info.EMEA@bio-techne.com

General Contact Information

www.novusbio.com
Technical Support: nb-technical@bio-techne.com
Orders: nb-customerservice@bio-techne.com
General: novus@novusbio.com

Products Related to NLS7761

HAF008	Goat anti-Rabbit IgG Secondary Antibody [HRP]
NB7160	Goat anti-Rabbit IgG (H+L) Secondary Antibody [HRP]
NBP2-24891	Rabbit IgG Isotype Control
NBP2-55653PEP	ADAMTS5 Recombinant Protein Antigen

Limitations

This product is for research use only and is not approved for use in humans or in clinical diagnosis. Primary Antibodies are guaranteed for 1 year from date of receipt.

For more information on our 100% guarantee, please visit www.novusbio.com/guarantee

Earn gift cards/discounts by submitting a review: www.novusbio.com/reviews/submit/NLS7761

Earn gift cards/discounts by submitting a publication using this product:
www.novusbio.com/publications

