

Product Datasheet

Frizzled-7 Antibody - BSA Free NLS4900

Unit Size: 0.05 ml

Keep as concentrated solution. Aliquot and store at -20C or below. Avoid multiple freeze-thaw cycles.

www.novusbio.com



technical@novusbio.com

Publications: 1

Protocols, Publications, Related Products, Reviews, Research Tools and Images at:
www.novusbio.com/NLS4900

Updated 10/23/2024 v.20.1

Earn rewards for product
reviews and publications.

Submit a publication at www.novusbio.com/publications

Submit a review at www.novusbio.com/reviews/destination/NLS4900



NLS4900

Frizzled-7 Antibody - BSA Free

Product Information

Unit Size	0.05 ml
Concentration	1.0 mg/ml
Storage	Keep as concentrated solution. Aliquot and store at -20C or below. Avoid multiple freeze-thaw cycles.
Clonality	Polyclonal
Preservative	0.1% Sodium Azide
Isotype	IgG
Purity	Immunogen affinity purified
Buffer	PBS

Product Description

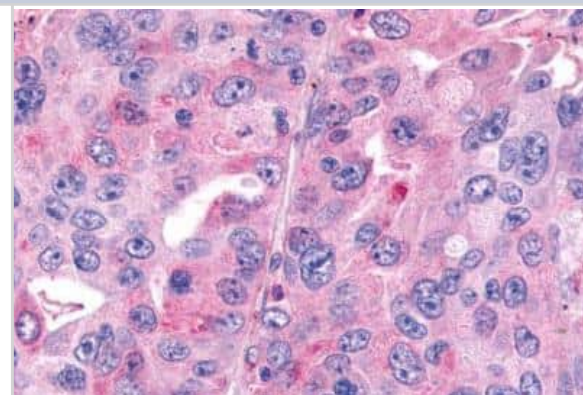
Description	Product can be stored undiluted at 4C for up to 1 month.
Host	Rabbit
Gene ID	8324
Gene Symbol	FZD7
Species	Human, Bat, Bovine
Reactivity Notes	Predicted cross-reactivity based on sequence identity: Gorilla (100%), Gibbon (100%), Marmoset (94%).
Specificity/Sensitivity	Human Frizzled-7. BLAST analysis of the peptide immunogen showed no homology with other human proteins.
Immunogen	Synthetic 16 amino acid peptide from N-terminal extracellular domain of human Frizzled-7.

Product Application Details

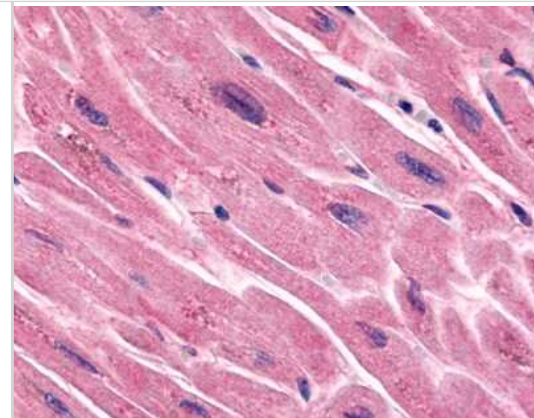
Applications	Immunohistochemistry, Immunohistochemistry-Paraffin
Recommended Dilutions	Immunohistochemistry, Immunohistochemistry-Paraffin 20 ug/ml

Images

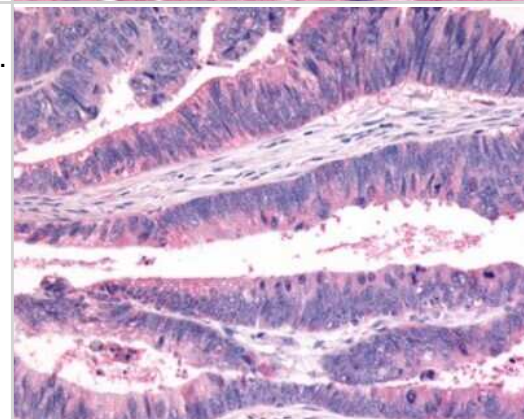
Immunohistochemistry-Paraffin: Frizzled-7 Antibody [NLS4900] - Lung, non small-cell carcinoma



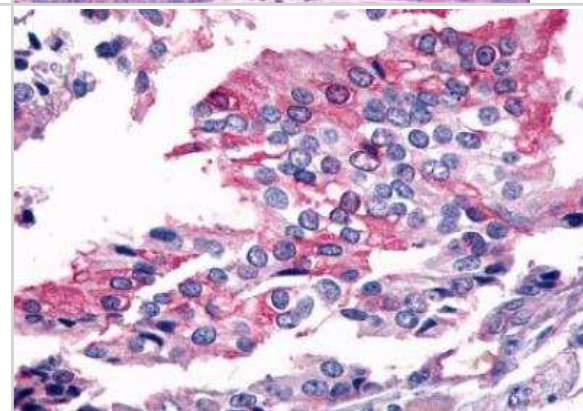
Immunohistochemistry-Paraffin: Frizzled-7 Antibody [NLS4900] - Analysis of anti-FZD7 / Frizzled 7 antibody with human heart, cardiac myocytes.



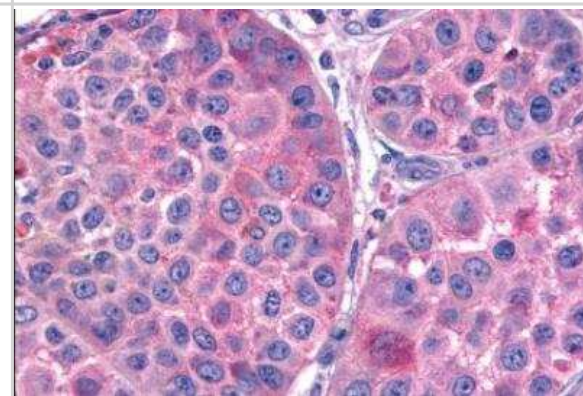
Immunohistochemistry-Paraffin: Frizzled-7 Antibody [NLS4900] - Analysis of anti-FZD7 / Frizzled 7 antibody with human colon, carcinoma.



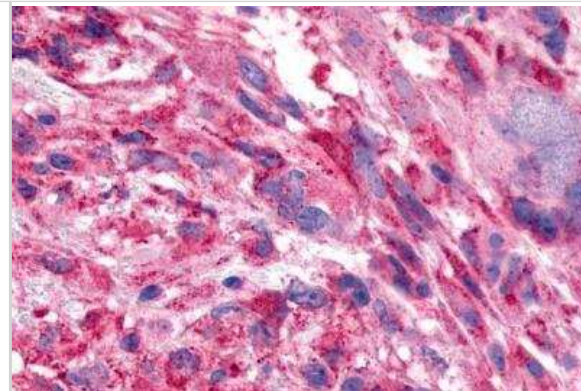
Immunohistochemistry-Paraffin: Frizzled-7 Antibody [NLS4900] - Human Prostate, Carcinoma. Immunohistochemistry of formalin-fixed, paraffin-embedded tissue after heat-induced antigen retrieval.



Immunohistochemistry-Paraffin: Frizzled-7 Antibody [NLS4900] - Human Skin, Melanoma. Immunohistochemistry of formalin-fixed, paraffin-embedded tissue after heat-induced antigen retrieval.



Immunohistochemistry-Paraffin: Frizzled-7 Antibody [NLS4900] - Brain, Glioblastoma



Publications

Metsuyanin S, Harari-Steinberg O, Buzhor E et al. Expression of stem cell markers in the human fetal kidney. PLoS One 2009-01-01 [PMID: 19696931] (Human)



Procedures

Immunohistochemistry protocol for Frizzled-7 Antibody (NLS4900)

Immunohistochemistry Protocol for Frizzled-7 Antibody (NLS4900):

Immunohistochemistry

1. Prepare tissue with formalin fixation and by embedding it in paraffin wax.
2. Make 4-um sections and place on pre-cleaned and charged microscope slides.
3. Heat in a tissue-drying oven for 45 minutes at 60 degrees Celcius.
4. Deparaffinize the tissues by wash drying the slides in 3 changes of xylene approximately 5 minutes each @ RT.
5. Rehydrate the tissues by washing the slides in 3 changes of 100% alcohol approximately 3 minutes each @ RT.
6. Wash the slides in 2 changes of 95% alcohol approximately 3 minutes each @ RT.
7. Wash the slides in 1 change of 80% alcohol approximately 3 minutes @ RT.
8. Rinse the slides in gentle running distilled water approximately 5 minutes @ RT.
9. Perform antigen retrieval by steaming the slides in 0.01M sodium citrate buffer (pH 6.0) @ 99-100 degrees Celcius for 20 minutes.
10. Remove the slides from the heat and let stand in buffer @ RT for 20 minutes.
11. Rinse the slides in 1X TBS-T for 1 minute @ RT.

****Do not allow the tissues to dry at any time during the staining procedure****

12. Begin the immunostaining by applying a universal protein block approximately 20 minutes @ RT.
13. Drain protein block from the slides and apply the diluted primary antibody approximately 45 minutes @ RT.
14. Rinse the slide in 1X TBS-T approximately 1 minute @ RT.
15. Apply a biotinylated anti-rabbit IgG (H+L) secondary approximately 30 minutes @ RT.
16. Rinse the slide in 1X TBS-T approximately 1 minute at RT.
17. Apply an alkaline phosphatase streptavidin approximately 30 minutes at RT.
18. Rinse the slide in 1X TBS-T approximately 1 minute at RT.
19. Apply an alkaline phosphatase chromagen substrate approximately 30 minutes at RT.
20. Rinse the slide in distilled water approximately 1 minute @ RT.

****This method should only be used if the chromagen substrate is alcohol insoluble (ie: Vector Red, DAB)****

21. Dehydrate the tissue by washing the slides in 2 changes of 80% alcohol approximately 1 minute each @ RT.
22. Wash the slides in 2 changes of 95% alcohol approximately 1 minute each @ RT.
23. Wash the slides in 3 changes of 100% alcohol approximately 1 minute each @ RT.
24. Wash the slides in 3 changes of xylene approximately 1 minute each @ RT.
25. Apply cover slip.





Novus Biologicals USA

10730 E. Briarwood Avenue
Centennial, CO 80112
USA
Phone: 303.730.1950
Toll Free: 1.888.506.6887
Fax: 303.730.1966
nb-customerservice@bio-techne.com

Bio-Techne Canada

21 Canmotor Ave
Toronto, ON M8Z 4E6
Canada
Phone: 905.827.6400
Toll Free: 855.668.8722
Fax: 905.827.6402
canada.inquires@bio-techne.com

Bio-Techne Ltd

19 Barton Lane
Abingdon Science Park
Abingdon, OX14 3NB, United Kingdom
Phone: (44) (0) 1235 529449
Free Phone: 0800 37 34 15
Fax: (44) (0) 1235 533420
info.EMEA@bio-techne.com

General Contact Information

www.novusbio.com
Technical Support: nb-technical@bio-techne.com
Orders: nb-customerservice@bio-techne.com
General: novus@novusbio.com

Products Related to NLS4900

HAF008	Goat anti-Rabbit IgG Secondary Antibody [HRP]
NB7160	Goat anti-Rabbit IgG (H+L) Secondary Antibody [HRP]
NBP2-24891	Rabbit IgG Isotype Control
NBP2-55952PEP	Frizzled-7 Recombinant Protein Antigen

Limitations

This product is for research use only and is not approved for use in humans or in clinical diagnosis. Primary Antibodies are guaranteed for 1 year from date of receipt.

For more information on our 100% guarantee, please visit www.novusbio.com/guarantee

Earn gift cards/discounts by submitting a review: www.novusbio.com/reviews/submit/NLS4900

Earn gift cards/discounts by submitting a publication using this product:
www.novusbio.com/publications

