

Product Datasheet

EMR1 Antibody - BSA Free NLS2678

Unit Size: 0.05 ml

Keep as concentrated solution. Aliquot and store at -20C or below. Avoid multiple freeze-thaw cycles.

www.novusbio.com



technical@novusbio.com

Protocols, Publications, Related Products, Reviews, Research Tools and Images at:
www.novusbio.com/NLS2678

Updated 10/23/2024 v.20.1

Earn rewards for product
reviews and publications.

Submit a publication at www.novusbio.com/publications

Submit a review at www.novusbio.com/reviews/destination/NLS2678



NLS2678

EMR1 Antibody - BSA Free

Product Information

Unit Size	0.05 ml
Concentration	1.0 mg/ml
Storage	Keep as concentrated solution. Aliquot and store at -20C or below. Avoid multiple freeze-thaw cycles.
Clonality	Polyclonal
Preservative	0.1% Sodium Azide
Isotype	IgG
Purity	Immunogen affinity purified
Buffer	PBS

Product Description

Description	Product can be stored undiluted at 4C for up to 1 month.
Host	Rabbit
Gene ID	2015
Gene Symbol	ADGRE1
Species	Human
Reactivity Notes	Predicted cross-reactivity based on sequence identity: Gorilla (89%), Marmoset (89%), Gibbon (83%).
Specificity/Sensitivity	Human EMR1. BLAST analysis of the peptide immunogen showed no homology with other human proteins.
Immunogen	Synthetic 18 amino acid peptide from C-terminus of human EMR1.

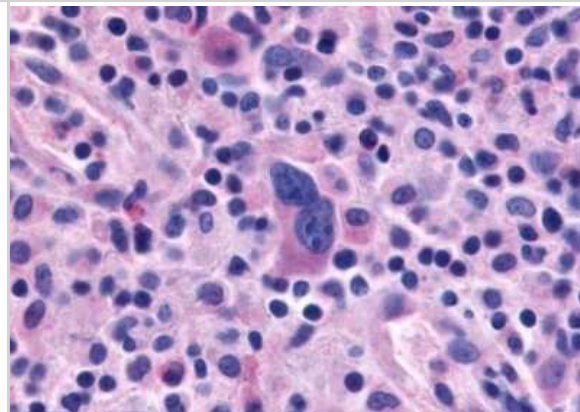
Product Application Details

Applications	Immunohistochemistry, Immunohistochemistry-Paraffin
Recommended Dilutions	Immunohistochemistry, Immunohistochemistry-Paraffin 10-15 ug/ml

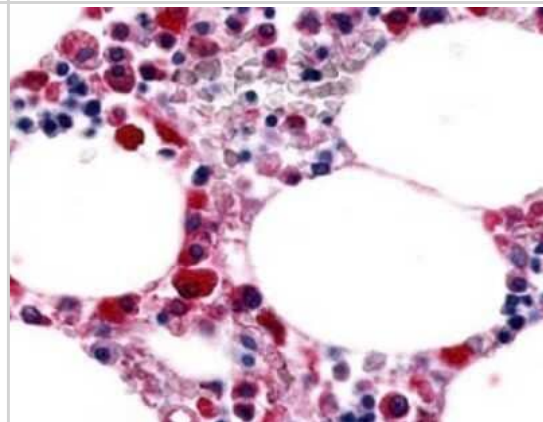


Images

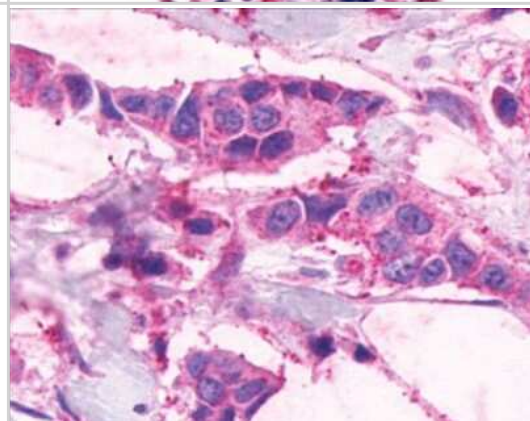
Immunohistochemistry-Paraffin: EMR1 Antibody [NLS2678] - Anti-EMR1 / F4/80 antibody IHC of human Lymph Node, Hodgkins Lymphoma. Immunohistochemistry of formalin-fixed, paraffin-embedded tissue after heat-induced antigen retrieval.



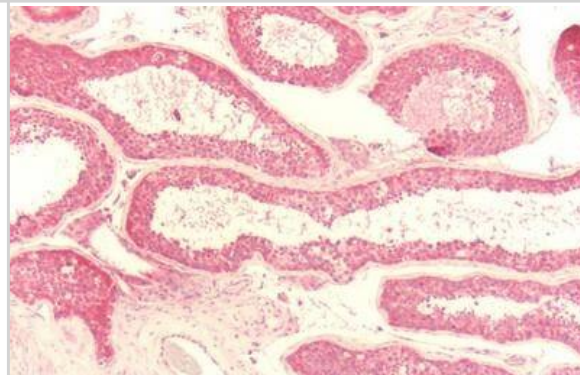
Immunohistochemistry-Paraffin: EMR1 Antibody [NLS2678] - Analysis of anti-EMR1 / F4/80 antibody with bone marrow at 36 ug/ ml.



Immunohistochemistry-Paraffin: EMR1 Antibody [NLS2678] - Analysis of anti-EMR1 / F4/80 antibody with human breast, carcinoma.



Immunohistochemistry-Paraffin: EMR1 Antibody - BSA Free [NLS2678] - Immunohistochemistry of formalin-fixed, paraffin-embedded human Testis tissue after heat-induced antigen retrieval.





Novus Biologicals USA

10730 E. Briarwood Avenue
Centennial, CO 80112
USA
Phone: 303.730.1950
Toll Free: 1.888.506.6887
Fax: 303.730.1966
nb-customerservice@bio-techne.com

Bio-Techne Canada

21 Canmotor Ave
Toronto, ON M8Z 4E6
Canada
Phone: 905.827.6400
Toll Free: 855.668.8722
Fax: 905.827.6402
canada.inquires@bio-techne.com

Bio-Techne Ltd

19 Barton Lane
Abingdon Science Park
Abingdon, OX14 3NB, United Kingdom
Phone: (44) (0) 1235 529449
Free Phone: 0800 37 34 15
Fax: (44) (0) 1235 533420
info.EMEA@bio-techne.com

General Contact Information

www.novusbio.com
Technical Support: nb-technical@bio-techne.com
Orders: nb-customerservice@bio-techne.com
General: novus@novusbio.com

Products Related to NLS2678

HAF008	Goat anti-Rabbit IgG Secondary Antibody [HRP]
NB7160	Goat anti-Rabbit IgG (H+L) Secondary Antibody [HRP]
NBP2-24891	Rabbit IgG Isotype Control
NBP2-13960PEP	EMR1 Recombinant Protein Antigen

Limitations

This product is for research use only and is not approved for use in humans or in clinical diagnosis. Primary Antibodies are guaranteed for 1 year from date of receipt.

For more information on our 100% guarantee, please visit www.novusbio.com/guarantee

Earn gift cards/discounts by submitting a review: www.novusbio.com/reviews/submit/NLS2678

Earn gift cards/discounts by submitting a publication using this product:
www.novusbio.com/publications

