

Product Datasheet

NR4A3/NOR1 Antibody - BSA Free NLS2341

Unit Size: 0.05 ml

Keep as concentrated solution. Aliquot and store at -20C or below. Avoid multiple freeze-thaw cycles.

www.novusbio.com



technical@novusbio.com

Publications: 3

Protocols, Publications, Related Products, Reviews, Research Tools and Images at:
www.novusbio.com/NLS2341

Updated 10/23/2024 v.20.1

Earn rewards for product
reviews and publications.

Submit a publication at www.novusbio.com/publications

Submit a review at www.novusbio.com/reviews/destination/NLS2341



NLS2341

NR4A3/NOR1 Antibody - BSA Free

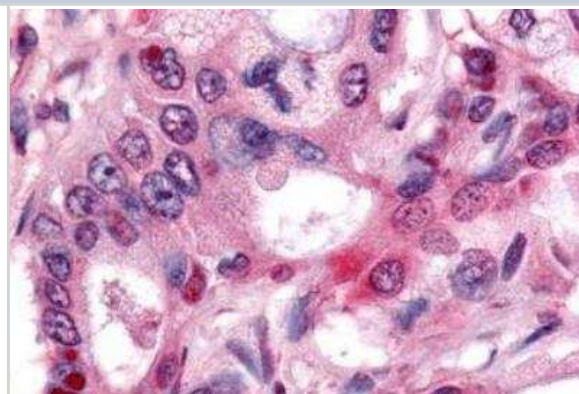
Product Information	
Unit Size	0.05 ml
Concentration	1.0 mg/ml
Storage	Keep as concentrated solution. Aliquot and store at -20C or below. Avoid multiple freeze-thaw cycles.
Clonality	Polyclonal
Preservative	0.1% Sodium Azide
Isotype	IgG
Purity	Immunogen affinity purified
Buffer	PBS

Product Description	
Description	Product can be stored undiluted at 4C for up to 1 month.
Host	Rabbit
Gene ID	8013
Gene Symbol	NR4A3
Species	Human, Mouse, Bat, Canine, Monkey
Reactivity Notes	Predicted cross-reactivity based on sequence identity: Gorilla (100%), Gibbon (100%), Marmoset (95%).
Specificity/Sensitivity	Human NR4A3. BLAST analysis of the peptide immunogen showed no homology with other human proteins.
Immunogen	Synthetic 20 aa peptide from near C-terminus of human NR4A3/NOR1.

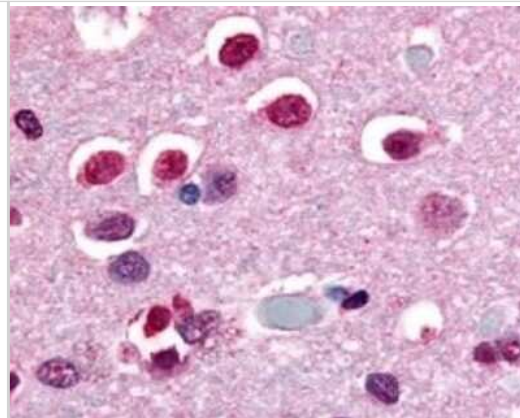
Product Application Details	
Applications	Immunohistochemistry, Immunohistochemistry-Paraffin
Recommended Dilutions	Immunohistochemistry, Immunohistochemistry-Paraffin 10 - 20 ug/ml

Images

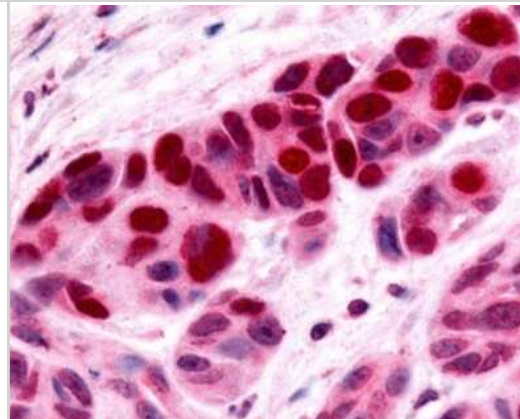
Immunohistochemistry-Paraffin: NR4A3/NOR1 Antibody [NLS2341] - Pancreas, carcinoma



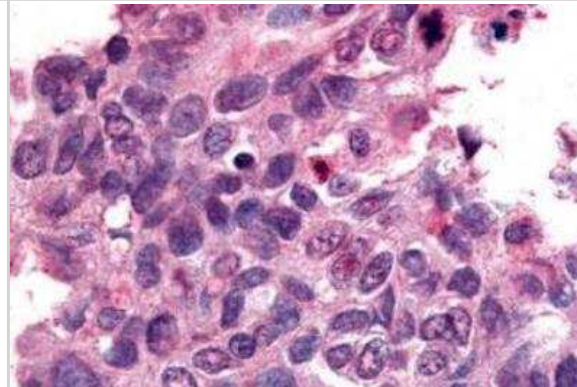
Immunohistochemistry-Paraffin: NR4A3/NOR1 Antibody [NLS2341] - Analysis of anti-Nor-1 / NR4A3 antibody with human brain, neurons and glia.



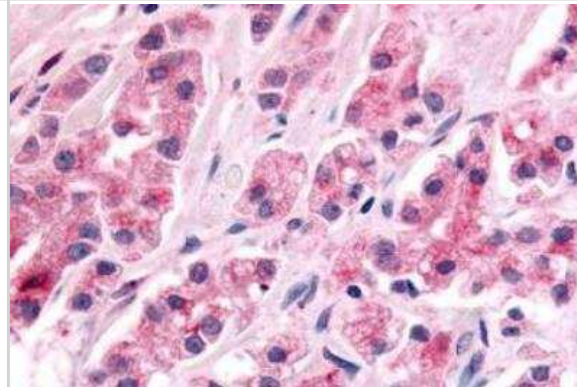
Immunohistochemistry-Paraffin: NR4A3/NOR1 Antibody [NLS2341] - Analysis of anti-Nor-1 / NR4A3 antibody with human skin, melanoma.



Immunohistochemistry-Paraffin: NR4A3/NOR1 Antibody [NLS2341] - Ovary, Carcinoma



Immunohistochemistry-Paraffin: NR4A3/NOR1 Antibody [NLS2341] - Prostate, Carcinoma



Publications

Servaas NH, Hiddingh S, Chouri E et al. Nuclear Receptor Subfamily 4A Signaling as a Key Disease Pathway of CD1c+ Dendritic Cell Dysregulation in Systemic Sclerosis Arthritis & rheumatology (Hoboken, N.J.) 2023-02-01 [PMID: 36482877]

Nomiyama T, Nakamachi T, Gizard F et al. The NR4A orphan nuclear receptor NOR1 is induced by platelet-derived growth factor and mediates vascular smooth muscle cell proliferation. J Biol Chem. 2006-11-03 [PMID: 16945922] (IHC-P)

Details:

IHC-paraffin; human coronary arteries, Fig 1: (IF: NOR1 transfected cells, Supplemental Fig. 1). The specificity of the NOR-1 antibody has been validated by IF using overexpressed NOR1 in HEK293 cells, Supplemental Fig 1.

Nomiyama T, Zhao Y, Gizard F et al. Deficiency of the NR4A neuron-derived orphan receptor-1 attenuates neointima formation after vascular injury. Circulation. 2009-02-03 [PMID: 19153266] (IHC-P, Mouse)

Details:

IHC (paraffin), mouse heart tissue, Fig. 1A.





Novus Biologicals USA

10730 E. Briarwood Avenue
Centennial, CO 80112
USA
Phone: 303.730.1950
Toll Free: 1.888.506.6887
Fax: 303.730.1966
nb-customerservice@bio-techne.com

Bio-Techne Canada

21 Canmotor Ave
Toronto, ON M8Z 4E6
Canada
Phone: 905.827.6400
Toll Free: 855.668.8722
Fax: 905.827.6402
canada.inquires@bio-techne.com

Bio-Techne Ltd

19 Barton Lane
Abingdon Science Park
Abingdon, OX14 3NB, United Kingdom
Phone: (44) (0) 1235 529449
Free Phone: 0800 37 34 15
Fax: (44) (0) 1235 533420
info.EMEA@bio-techne.com

General Contact Information

www.novusbio.com
Technical Support: nb-technical@bio-techne.com
Orders: nb-customerservice@bio-techne.com
General: novus@novusbio.com

Products Related to NLS2341

HAF008	Goat anti-Rabbit IgG Secondary Antibody [HRP]
NB7160	Goat anti-Rabbit IgG (H+L) Secondary Antibody [HRP]
NBP2-24891	Rabbit IgG Isotype Control
H00008013-Q01-10ug	Recombinant Human NR4A3/NOR1 GST (N-Term) Protein

Limitations

This product is for research use only and is not approved for use in humans or in clinical diagnosis. Primary Antibodies are guaranteed for 1 year from date of receipt.

For more information on our 100% guarantee, please visit www.novusbio.com/guarantee

Earn gift cards/discounts by submitting a review: www.novusbio.com/reviews/submit/NLS2341

Earn gift cards/discounts by submitting a publication using this product:
www.novusbio.com/publications

