

Product Datasheet

Choline Acetyltransferase/ChAT Antibody (CL3173) NBP3-52467

Unit Size: 100 ug

Store at 4C short term. Aliquot and store at -20C long term. Avoid freeze-thaw cycles.

www.novusbio.com



technical@novusbio.com

Protocols, Publications, Related Products, Reviews, Research Tools and Images at:
www.novusbio.com/NBP3-52467

Updated 6/30/2026 v.20.1

Earn rewards for product
reviews and publications.

Submit a publication at www.novusbio.com/publications

Submit a review at www.novusbio.com/reviews/destination/NBP3-52467



NBP3-52467**Choline Acetyltransferase/ChAT Antibody (CL3173)**

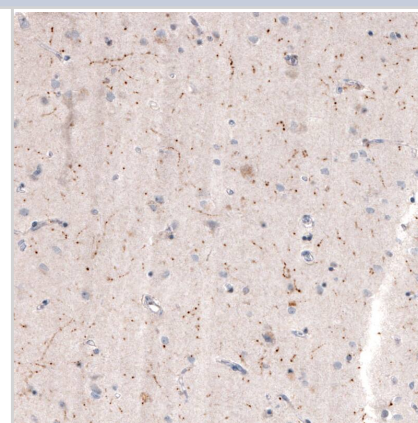
| Product Information | |
|------------------------------------|--|
| Unit Size | 100 ug |
| Concentration | LYOPH mg/ml |
| Storage | Store at 4C short term. Aliquot and store at -20C long term. Avoid freeze-thaw cycles. |
| Clonality | Monoclonal |
| Clone | CL3173 |
| Preservative | 0.02% Sodium Azide |
| Reconstitution Instructions | Centrifuge the vial of lyophilized antibody at 12,000 x g for 20 seconds. Reconstitute by adding sterile, distilled water to achieve a final antibody concentration of 1mg/ml. |
| Isotype | IgG2b |
| Purity | Protein A purified |
| Buffer | Lyophilized from a 0.2 um filtered solution in PBS with Trehalose |

| Product Description | |
|----------------------------|---|
| Host | Mouse |
| Gene ID | 1103 |
| Gene Symbol | CHAT |
| Species | Human |
| Immunogen | This antibody was developed using a recombinant protein derived from P28329, with the exact immunogen sequence remaining proprietary. |

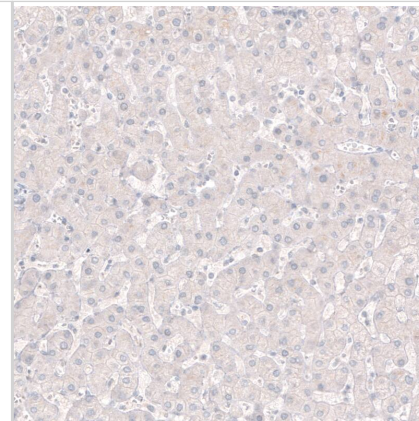
| Product Application Details | |
|------------------------------------|---|
| Applications | Immunohistochemistry-Paraffin, Immunocytochemistry/ Immunofluorescence, Immunohistochemistry |
| Recommended Dilutions | Immunohistochemistry 1:500 - 1:1000, Immunocytochemistry/ Immunofluorescence 2-10 ug/ml, Immunohistochemistry-Paraffin 1:500 - 1:1000 |
| Application Notes | For IHC-Paraffin, we recommend using Heat-Induced Epitope Retrieval (HIER) with a pH level of 6. This optimized retrieval method ensures the best results for your experiments. ICC/IF Fixation Permeabilization: Use PFA/Triton X-100. |

Images

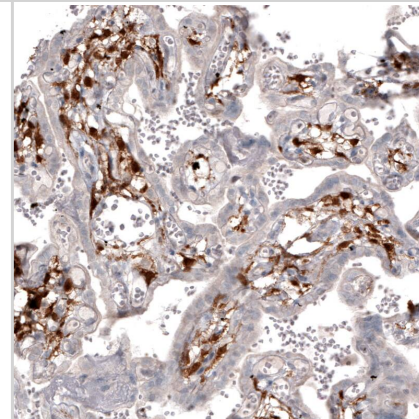
Staining of human cerebral cortex shows moderate positivity in cholinergic neural fibers.



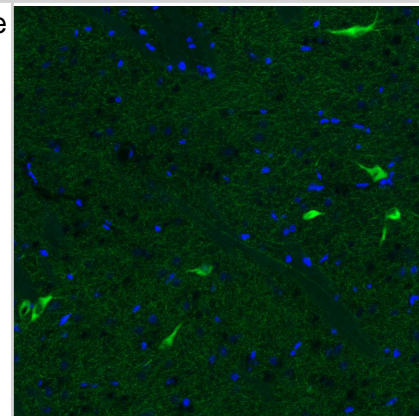
Staining of human liver shows no positivity in hepatocytes as expected.



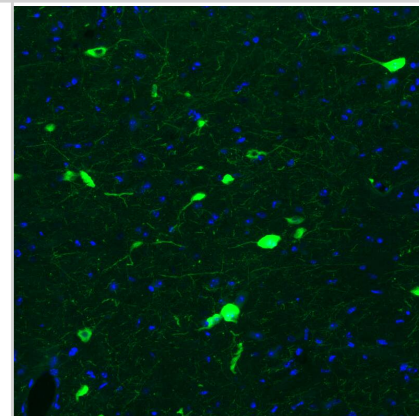
Staining of human placenta shows strong cytoplasmic positivity in a subset of cells in chorionic villi.



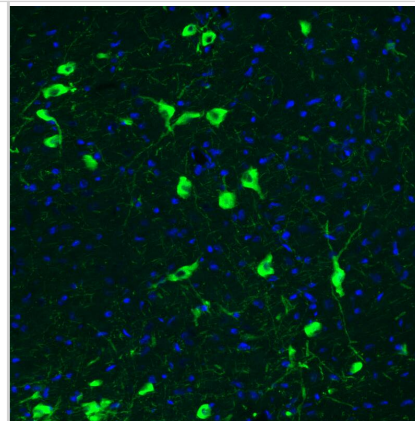
Staining of mouse basal forebrain shows strong positivity in acetylcholine neurons in the caudate putamen.



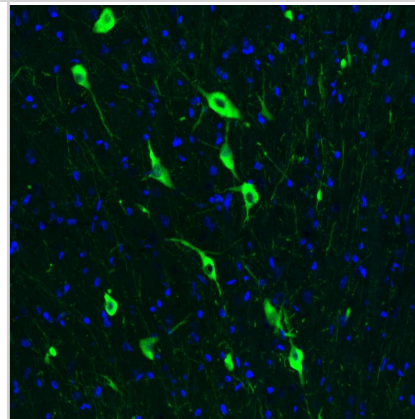
Staining of mouse brain shows strong positivity in acetylcholine neurons in the basal forebrain.



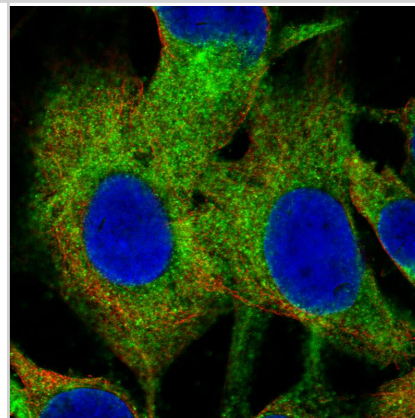
Staining of rat brain shows strong positivity in acetylcholine neurons in the basal forebrain.



Staining of rat brain shows strong positivity in acetylcholine neurons in the medial septum.



Staining of SK-MEL-30 cells showing specific staining in the cytosol in green. Microtubule and nuclear probes are visualized in red and blue, respectively (where available).





Novus Biologicals USA

10730 E. Briarwood Avenue
Centennial, CO 80112
USA
Phone: 303.730.1950
Toll Free: 1.888.506.6887
Fax: 303.730.1966
nb-customerservice@bio-techne.com

Bio-Techne Canada

21 Canmotor Ave
Toronto, ON M8Z 4E6
Canada
Phone: 905.827.6400
Toll Free: 855.668.8722
Fax: 905.827.6402
canada.inquires@bio-techne.com

Bio-Techne Ltd

19 Barton Lane
Abingdon Science Park
Abingdon, OX14 3NB, United Kingdom
Phone: (44) (0) 1235 529449
Free Phone: 0800 37 34 15
Fax: (44) (0) 1235 533420
info.EMEA@bio-techne.com

General Contact Information

www.novusbio.com
Technical Support: nb-technical@bio-techne.com
Orders: nb-customerservice@bio-techne.com
General: novus@novusbio.com

Products Related to NBP3-52467

| | |
|--------------------|---|
| HAF007 | Goat anti-Mouse IgG Secondary Antibody [HRP] |
| NB7539 | Goat anti-Mouse IgG (H+L) Secondary Antibody [HRP] |
| NBP2-27231 | Mouse IgG2b Isotype Control (MPC-11) |
| H00001103-Q01-10ug | Recombinant Human Choline Acetyltransferase/ChAT GST (N-Term) Protein |

Limitations

This product is for research use only and is not approved for use in humans or in clinical diagnosis. Primary Antibodies are guaranteed for 1 year from date of receipt.

For more information on our 100% guarantee, please visit www.novusbio.com/guarantee

Earn gift cards/discounts by submitting a review: www.novusbio.com/reviews/submit/NBP3-52467

Earn gift cards/discounts by submitting a publication using this product:
www.novusbio.com/publications

