

Product Datasheet

PHACTR1 Antibody (HL3954)

NBP3-48857

Unit Size: 100 ul

Store at 4C short term. Aliquot and store at -20C long term. Avoid freeze-thaw cycles.

www.novusbio.com



technical@novusbio.com

Protocols, Publications, Related Products, Reviews, Research Tools and Images at:
www.novusbio.com/NBP3-48857

Updated 9/9/2025 v.20.1

Earn rewards for product
reviews and publications.

Submit a publication at www.novusbio.com/publications

Submit a review at www.novusbio.com/reviews/destination/NBP3-48857



NBP3-48857

PHACTR1 Antibody (HL3954)

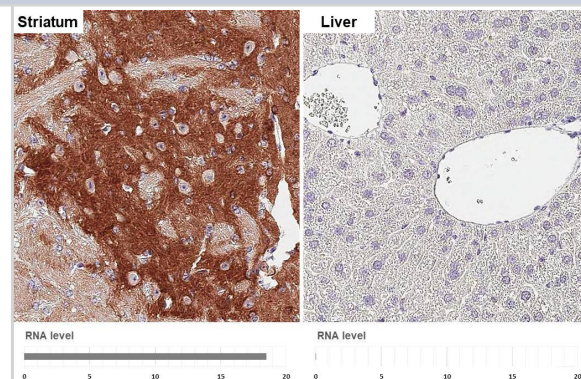
Product Information	
Unit Size	100 ul
Concentration	Concentrations vary lot to lot. See vial label for concentration. If unlisted please contact technical services.
Storage	Store at 4C short term. Aliquot and store at -20C long term. Avoid freeze-thaw cycles.
Clonality	Monoclonal
Clone	HL3954
Preservative	No Preservative
Isotype	IgG
Purity	Protein A purified
Buffer	PBS

Product Description	
Description	Novus Biologicals Rabbit PHACTR1 Antibody (HL3954) (NBP3-48857) is a recombinant monoclonal antibody validated for use in IHC and WB. All Novus Biologicals antibodies are covered by our 100% guarantee.
Host	Rabbit
Gene ID	221692
Gene Symbol	PHACTR1
Species	Mouse, Rat
Immunogen	Recombinant fragment of human PHACTR1.

Product Application Details	
Applications	Western Blot, Immunohistochemistry-Paraffin, Immunohistochemistry
Recommended Dilutions	Western Blot, Immunohistochemistry, Immunohistochemistry-Paraffin

Images

PHACTR1 antibody [HL3954] detects PHACTR1 protein by immunohistochemical analysis. Sample: Paraffin-embedded mouse tissues. PHACTR1 stained by PHACTR1 antibody [HL3954] (NBP3-48857) diluted at 1:200. Antigen Retrieval: Tris-EDTA buffer, pH 9.0, 15 min



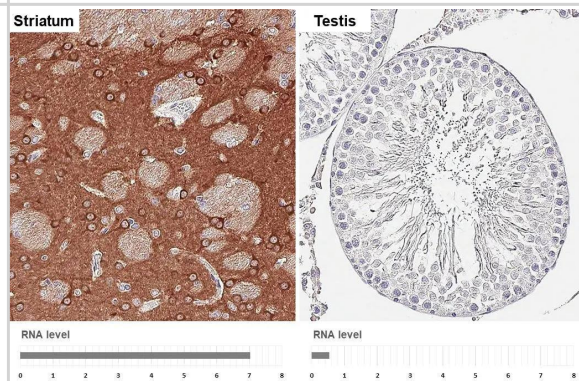
PHACTR1 antibody [HL3954] detects PHACTR1 protein by immunohistochemical analysis. Sample: Paraffin-embedded rat brain. PHACTR1 stained by PHACTR1 antibody [HL3954] (NBP3-48857) diluted at 1:200. Antigen Retrieval: Tris-EDTA buffer, pH 9.0, 15 min



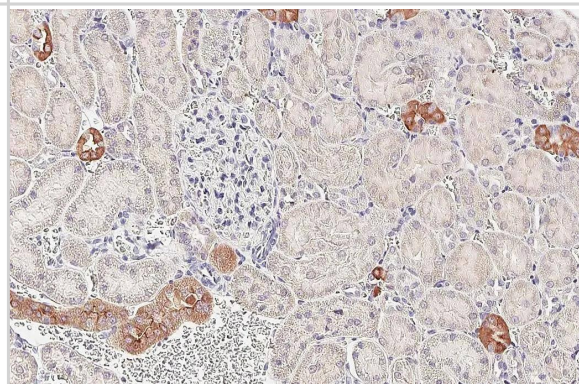
PHACTR1 antibody [HL3954] detects PHACTR1 protein by immunohistochemical analysis. Sample: Paraffin-embedded mouse brain. PHACTR1 stained by PHACTR1 antibody [HL3954] (NBP3-48857) diluted at 1:200. Antigen Retrieval: Tris-EDTA buffer, pH 9.0, 15 min



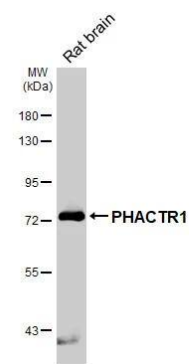
PHACTR1 antibody [HL3954] detects PHACTR1 protein by immunohistochemical analysis. Sample: Paraffin-embedded rat tissues. PHACTR1 stained by PHACTR1 antibody [HL3954] (NBP3-48857) diluted at 1:200. Antigen Retrieval: Tris-EDTA buffer, pH 9.0, 15 min



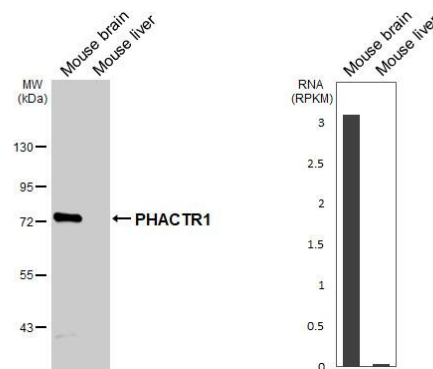
PHACTR1 antibody [HL3954] detects PHACTR1 protein by immunohistochemical analysis. Sample: Paraffin-embedded rat kidney. PHACTR1 stained by PHACTR1 antibody [HL3954] (NBP3-48857) diluted at 1:200. Antigen Retrieval: Tris-EDTA buffer, pH 9.0, 15 min



Rat tissue extract (50 ug) was separated by 7.5% SDS-PAGE, and the membrane was blotted with PHACTR1 antibody [HL3954] (NBP3-48857) diluted at 1:1000. The HRP-conjugated anti-rabbit IgG antibody was used to detect the primary antibody.



Various tissue extracts (50 ug) were separated by 7.5% SDS-PAGE, and the membrane was blotted with PHACTR1 antibody [HL3954] (NBP3-48857) diluted at 1:1000. The HRP-conjugated anti-rabbit IgG antibody was used to detect the primary antibody. Corresponding RNA expression data are based on NCBI database.





Novus Biologicals USA

10730 E. Briarwood Avenue
Centennial, CO 80112
USA
Phone: 303.730.1950
Toll Free: 1.888.506.6887
Fax: 303.730.1966
nb-customerservice@bio-techne.com

Bio-Techne Canada

21 Canmotor Ave
Toronto, ON M8Z 4E6
Canada
Phone: 905.827.6400
Toll Free: 855.668.8722
Fax: 905.827.6402
canada.inquires@bio-techne.com

Bio-Techne Ltd

19 Barton Lane
Abingdon Science Park
Abingdon, OX14 3NB, United Kingdom
Phone: (44) (0) 1235 529449
Free Phone: 0800 37 34 15
Fax: (44) (0) 1235 533420
info.EMEA@bio-techne.com

General Contact Information

www.novusbio.com
Technical Support: nb-technical@bio-techne.com
Orders: nb-customerservice@bio-techne.com
General: novus@novusbio.com

Products Related to NBP3-48857

NBP2-33376H	Blue Marker Antibody (6F4-F6) [HRP]
HAF008	Goat anti-Rabbit IgG Secondary Antibody [HRP]
NB7160	Goat anti-Rabbit IgG (H+L) Secondary Antibody [HRP]
NBP2-24891	Rabbit IgG Isotype Control

Limitations

This product is for research use only and is not approved for use in humans or in clinical diagnosis. Primary Antibodies are guaranteed for 1 year from date of receipt.

For more information on our 100% guarantee, please visit www.novusbio.com/guarantee

Earn gift cards/discounts by submitting a review: www.novusbio.com/reviews/submit/NBP3-48857

Earn gift cards/discounts by submitting a publication using this product:
www.novusbio.com/publications

