

# Product Datasheet

## S1P2/EDG-5/S1PR2 Antibody (HL3765) NBP3-48844

Unit Size: 100 ul

Store at 4C short term. Aliquot and store at -20C long term. Avoid freeze-thaw cycles.

[www.novusbio.com](http://www.novusbio.com)



[technical@novusbio.com](mailto:technical@novusbio.com)

Protocols, Publications, Related Products, Reviews, Research Tools and Images at:  
[www.novusbio.com/NBP3-48844](http://www.novusbio.com/NBP3-48844)

Updated 9/9/2025 v.20.1

Earn rewards for product  
reviews and publications.

Submit a publication at [www.novusbio.com/publications](http://www.novusbio.com/publications)

Submit a review at [www.novusbio.com/reviews/destination/NBP3-48844](http://www.novusbio.com/reviews/destination/NBP3-48844)



**NBP3-48844****S1P2/EDG-5/S1PR2 Antibody (HL3765)**

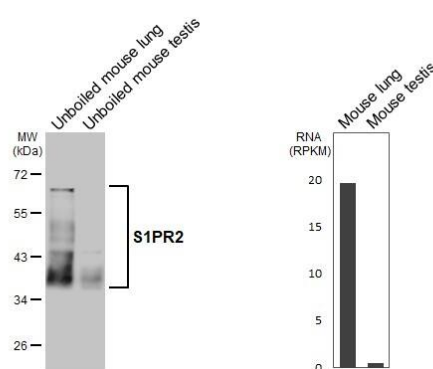
Product Information	
Unit Size	100 ul
Concentration	Concentrations vary lot to lot. See vial label for concentration. If unlisted please contact technical services.
Storage	Store at 4C short term. Aliquot and store at -20C long term. Avoid freeze-thaw cycles.
Clonality	Monoclonal
Clone	HL3765
Preservative	No Preservative
Isotype	IgG
Purity	Protein A purified
Buffer	PBS

Product Description	
Description	Novus Biologicals Rabbit S1P2/EDG-5/S1PR2 Antibody (HL3765) (NBP3-48844) is a recombinant monoclonal antibody validated for use in WB. All Novus Biologicals antibodies are covered by our 100% guarantee.
Host	Rabbit
Gene ID	9294
Gene Symbol	S1PR2
Species	Human, Mouse, Rat
Immunogen	Synthetic peptide encompassing a sequence within the Intracellular domain of human S1P2/EDG-5/S1PR2. The exact sequence is proprietary.

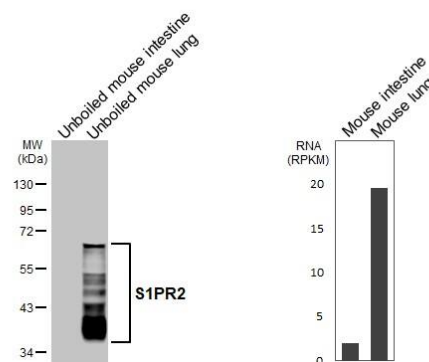
Product Application Details	
Applications	Western Blot
Recommended Dilutions	Western Blot

**Images**

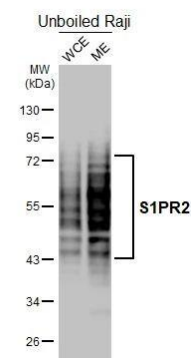
Unboiled various tissue extracts (50 ug) were separated by 10% SDS-PAGE, and the membrane was blotted with S1P2/EDG-5/S1PR2 antibody [HL3765] (NBP3-48844) diluted at 1:1000. The HRP-conjugated anti-rabbit IgG antibody was used to detect the primary antibody. Corresponding RNA expression data are based on NCBI database.



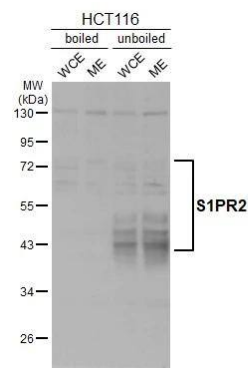
Unboiled various tissue extracts (30 ug) were separated by 10% SDS-PAGE, and the membrane was blotted with S1P2/EDG-5/S1PR2 antibody [HL3765] (NBP3-48844) diluted at 1:2400. The HRP-conjugated anti-rabbit IgG antibody was used to detect the primary antibody. Corresponding RNA expression data are based on NCBI database.



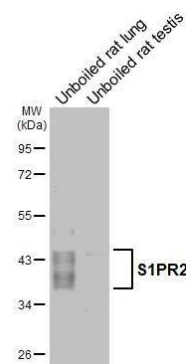
Unboiled Raji whole cell and membrane extracts (30 ug) were separated by 10% SDS-PAGE, and the membrane was blotted with S1P2/EDG-5/S1PR2 antibody [HL3765] (NBP3-48844) diluted at 1:1000. The HRP-conjugated anti-rabbit IgG antibody



Boiled and unboiled HCT116 whole cell and membrane extracts (30 ug) were separated by 10% SDS-PAGE, and the membrane was blotted with S1P2/EDG-5/S1PR2 antibody [HL3765] (NBP3-48844) diluted at 1:1000. The HRP-conjugated anti-rabbit IgG antibody



Unboiled various tissue extracts (50 ug) were separated by 10% SDS-PAGE, and the membrane was blotted with S1P2/EDG-5/S1PR2 antibody [HL3765] (NBP3-48844) diluted at 1:1000. The HRP-conjugated anti-rabbit IgG antibody was used to detect the primary antibody, and the signal was developed with Trident ECL plus-Enhanced.





### **Novus Biologicals USA**

10730 E. Briarwood Avenue  
Centennial, CO 80112  
USA  
Phone: 303.730.1950  
Toll Free: 1.888.506.6887  
Fax: 303.730.1966  
nb-customerservice@bio-techne.com

### **Bio-Techne Canada**

21 Canmotor Ave  
Toronto, ON M8Z 4E6  
Canada  
Phone: 905.827.6400  
Toll Free: 855.668.8722  
Fax: 905.827.6402  
canada.inquires@bio-techne.com

### **Bio-Techne Ltd**

19 Barton Lane  
Abingdon Science Park  
Abingdon, OX14 3NB, United Kingdom  
Phone: (44) (0) 1235 529449  
Free Phone: 0800 37 34 15  
Fax: (44) (0) 1235 533420  
info.EMEA@bio-techne.com

### **General Contact Information**

www.novusbio.com  
Technical Support: nb-technical@bio-techne.com  
Orders: nb-customerservice@bio-techne.com  
General: novus@novusbio.com

### **Products Related to NBP3-48844**

---

NBP2-33376H	Blue Marker Antibody (6F4-F6) [HRP]
HAF008	Goat anti-Rabbit IgG Secondary Antibody [HRP]
NB7160	Goat anti-Rabbit IgG (H+L) Secondary Antibody [HRP]
NBP2-24891	Rabbit IgG Isotype Control

---

### **Limitations**

This product is for research use only and is not approved for use in humans or in clinical diagnosis. Primary Antibodies are guaranteed for 1 year from date of receipt.

For more information on our 100% guarantee, please visit [www.novusbio.com/guarantee](http://www.novusbio.com/guarantee)

Earn gift cards/discounts by submitting a review: [www.novusbio.com/reviews/submit/NBP3-48844](http://www.novusbio.com/reviews/submit/NBP3-48844)

Earn gift cards/discounts by submitting a publication using this product:  
[www.novusbio.com/publications](http://www.novusbio.com/publications)

