

# Product Datasheet

## Histone H1.3 Antibody NBP3-48449

Unit Size: 100 ul

Store at 4C short term. Aliquot and store at -20C long term. Avoid freeze-thaw cycles.

[www.novusbio.com](http://www.novusbio.com)



[technical@novusbio.com](mailto:technical@novusbio.com)

Protocols, Publications, Related Products, Reviews, Research Tools and Images at:  
[www.novusbio.com/NBP3-48449](http://www.novusbio.com/NBP3-48449)

Updated 3/4/2026 v.20.1

Earn rewards for product  
reviews and publications.

Submit a publication at [www.novusbio.com/publications](http://www.novusbio.com/publications)

Submit a review at [www.novusbio.com/reviews/destination/NBP3-48449](http://www.novusbio.com/reviews/destination/NBP3-48449)



**NBP3-48449**

Histone H1.3 Antibody

<b>Product Information</b>	
<b>Unit Size</b>	100 ul
<b>Concentration</b>	Concentrations vary lot to lot. See vial label for concentration. If unlisted please contact technical services.
<b>Storage</b>	Store at 4C short term. Aliquot and store at -20C long term. Avoid freeze-thaw cycles.
<b>Clonality</b>	Polyclonal
<b>Preservative</b>	0.01% Thimerosal
<b>Isotype</b>	IgG
<b>Purity</b>	Antigen Affinity-purified
<b>Buffer</b>	PBS, 20% Glycerol

<b>Product Description</b>	
<b>Host</b>	Rabbit
<b>Gene ID</b>	3007
<b>Gene Symbol</b>	HIST1H1D
<b>Species</b>	Human, Mouse
<b>Immunogen</b>	Recombinant protein encompassing a sequence within the center region of human Histone H1.3. The exact sequence is proprietary.

<b>Product Application Details</b>	
<b>Applications</b>	Immunohistochemistry-Paraffin, Immunocytochemistry/ Immunofluorescence, Immunohistochemistry
<b>Recommended Dilutions</b>	Immunohistochemistry, Immunocytochemistry/ Immunofluorescence 1:100-1:1000, Immunohistochemistry-Paraffin 1:100-1:1000



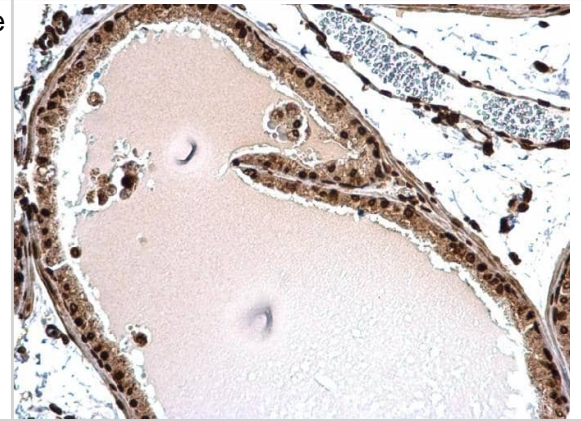
## Images

Histone H1.3 antibody detects Histone H1.3 protein at nucleus on mouse prostate by immunohistochemical analysis.

Sample: Paraffin-embedded mouse prostate.

Histone H1.3 antibody (NBP3-48449) dilution: 1:500.

Antigen Retrieval: (EDTA based, pH 8.0) buffer, 15min



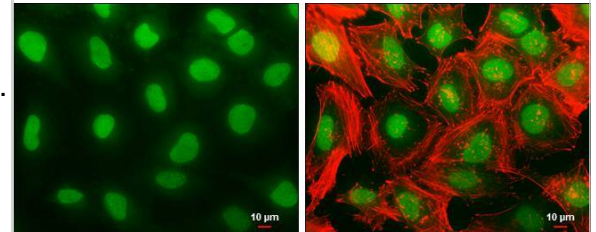
Histone H1.3 antibody detects Histone H1.3 protein at nucleus by immunofluorescent analysis.

Sample: HeLa cells were fixed in 4% paraformaldehyde at RT for 15 min.

Green: Histone H1.3 protein stained by Histone H1.3 antibody (NBP3-48449) diluted at 1:500.

Red: phalloidin, a cytoskeleton marker, diluted at 1:50.

Scale bar = 10 um.

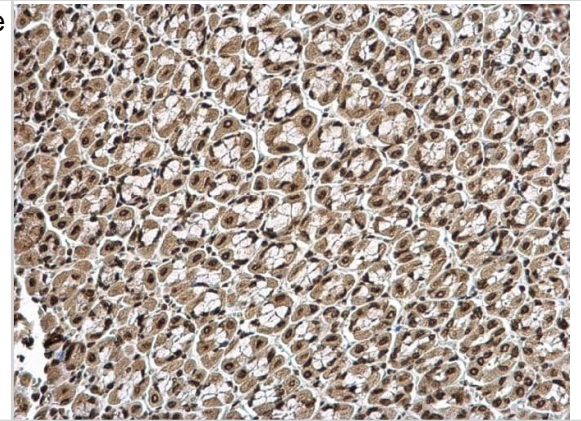


Histone H1.3 antibody detects Histone H1.3 protein at nucleus on mouse prostate by immunohistochemical analysis.

Sample: Paraffin-embedded mouse prostate.

Histone H1.3 antibody (NBP3-48449) dilution: 1:500.

Antigen Retrieval: (EDTA based, pH 8.0) buffer, 15min





### **Novus Biologicals USA**

10730 E. Briarwood Avenue  
Centennial, CO 80112  
USA  
Phone: 303.730.1950  
Toll Free: 1.888.506.6887  
Fax: 303.730.1966  
nb-customerservice@bio-techne.com

### **Bio-Techne Canada**

21 Canmotor Ave  
Toronto, ON M8Z 4E6  
Canada  
Phone: 905.827.6400  
Toll Free: 855.668.8722  
Fax: 905.827.6402  
canada.inquires@bio-techne.com

### **Bio-Techne Ltd**

19 Barton Lane  
Abingdon Science Park  
Abingdon, OX14 3NB, United Kingdom  
Phone: (44) (0) 1235 529449  
Free Phone: 0800 37 34 15  
Fax: (44) (0) 1235 533420  
info.EMEA@bio-techne.com

### **General Contact Information**

www.novusbio.com  
Technical Support: nb-technical@bio-techne.com  
Orders: nb-customerservice@bio-techne.com  
General: novus@novusbio.com

### **Products Related to NBP3-48449**

---

HAF008	Goat anti-Rabbit IgG Secondary Antibody [HRP]
NB7160	Goat anti-Rabbit IgG (H+L) Secondary Antibody [HRP]
NBP2-24891	Rabbit IgG Isotype Control
NBP2-07996	HIST1H4F Overexpression Lysate

---

### **Limitations**

This product is for research use only and is not approved for use in humans or in clinical diagnosis. Primary Antibodies are guaranteed for 1 year from date of receipt.

For more information on our 100% guarantee, please visit [www.novusbio.com/guarantee](http://www.novusbio.com/guarantee)

Earn gift cards/discounts by submitting a review: [www.novusbio.com/reviews/submit/NBP3-48449](http://www.novusbio.com/reviews/submit/NBP3-48449)

Earn gift cards/discounts by submitting a publication using this product:  
[www.novusbio.com/publications](http://www.novusbio.com/publications)

