

Product Datasheet

Cytochrome b5 Outer Mitochondrial Membrane Antibody - BSA Free NBP3-48074

Unit Size: 100 ug

Store at -20C. Avoid freeze-thaw cycles.

www.novusbio.com



technical@novusbio.com

Protocols, Publications, Related Products, Reviews, Research Tools and Images at:
www.novusbio.com/NBP3-48074

Updated 9/9/2025 v.20.1

Earn rewards for product
reviews and publications.

Submit a publication at www.novusbio.com/publications

Submit a review at www.novusbio.com/reviews/destination/NBP3-48074



NBP3-48074**Cytochrome b5 Outer Mitochondrial Membrane Antibody - BSA Free**

Product Information	
Unit Size	100 ug
Concentration	Please see the vial label for concentration. If unlisted please contact technical services.
Storage	Store at -20C. Avoid freeze-thaw cycles.
Clonality	Polyclonal
Preservative	0.02% Sodium Azide
Isotype	IgG
Purity	Immunogen affinity purified
Buffer	PBS, 50% Glycerol, pH (7.3)

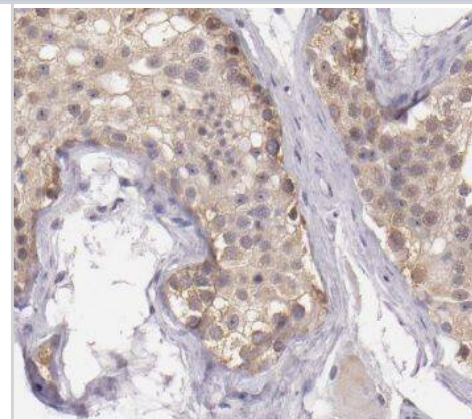
Product Description	
Description	Novus Biologicals Rabbit Cytochrome b5 Outer Mitochondrial Membrane Antibody - BSA Free (NBP3-48074) is a polyclonal antibody validated for use in IHC, WB, ELISA and IP. All Novus Biologicals antibodies are covered by our 100% guarantee.
Host	Rabbit
Gene ID	80777
Gene Symbol	CYB5B
Species	Human, Mouse, Rat
Immunogen	cytochrome b5 type B(outer mitochondrial membrane). (Uniprot# O43169)

Product Application Details	
Applications	Western Blot, ELISA, Immunohistochemistry, Immunoprecipitation
Recommended Dilutions	Western Blot 1:500-1:2000, ELISA, Immunohistochemistry 1:20-1:200, Immunoprecipitation 1:200-1:1000
Application Notes	Theoretical Molecular Weight is 20-21 kDa

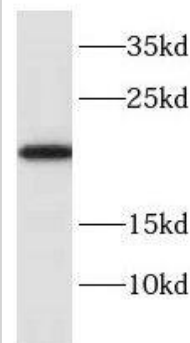


Images

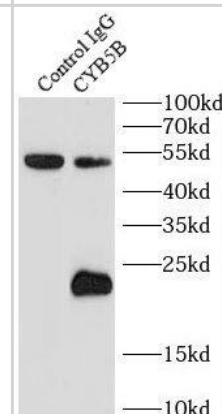
Immunohistochemistry: Cytochrome b5 Outer Mitochondrial Membrane Antibody - BSA Free [NBP3-48074] - Immunohistochemistry of paraffin-embedded human testis using (Cytochrome b5 Outer Mitochondrial Membrane antibody) at dilution of 1:100



Western Blot: Cytochrome b5 Outer Mitochondrial Membrane Antibody - BSA Free [NBP3-48074] - Mouse lung tissue were subjected to SDS PAGE followed by western blot with (Cytochrome b5 Outer Mitochondrial Membrane antibody) at dilution of 1:500



Immunoprecipitation: Cytochrome b5 Outer Mitochondrial Membrane Antibody - BSA Free [NBP3-48074] - IP Result of anti-Cytochrome b5 Outer Mitochondrial Membrane (IP: 3ug; Detection: 1:500) with mouse lung tissue lysate 4000ug.





Novus Biologicals USA

10730 E. Briarwood Avenue
Centennial, CO 80112
USA
Phone: 303.730.1950
Toll Free: 1.888.506.6887
Fax: 303.730.1966
nb-customerservice@bio-techne.com

Bio-Techne Canada

21 Canmotor Ave
Toronto, ON M8Z 4E6
Canada
Phone: 905.827.6400
Toll Free: 855.668.8722
Fax: 905.827.6402
canada.inquires@bio-techne.com

Bio-Techne Ltd

19 Barton Lane
Abingdon Science Park
Abingdon, OX14 3NB, United Kingdom
Phone: (44) (0) 1235 529449
Free Phone: 0800 37 34 15
Fax: (44) (0) 1235 533420
info.EMEA@bio-techne.com

General Contact Information

www.novusbio.com
Technical Support: nb-technical@bio-techne.com
Orders: nb-customerservice@bio-techne.com
General: novus@novusbio.com

Products Related to NBP3-48074

HAF008	Goat anti-Rabbit IgG Secondary Antibody [HRP]
NB7160	Goat anti-Rabbit IgG (H+L) Secondary Antibody [HRP]
NBP2-24891	Rabbit IgG Isotype Control
H00080777-P01-10ug	Recombinant Human Cytochrome b5 Outer Mitochondrial Membrane GST (N-Term) Protein

Limitations

This product is for research use only and is not approved for use in humans or in clinical diagnosis. Primary Antibodies are guaranteed for 1 year from date of receipt.

For more information on our 100% guarantee, please visit www.novusbio.com/guarantee

Earn gift cards/discounts by submitting a review: www.novusbio.com/reviews/submit/NBP3-48074

Earn gift cards/discounts by submitting a publication using this product:
www.novusbio.com/publications

