

Product Datasheet

TDRD5 Antibody - BSA Free

NBP3-45272

Unit Size: 100 ug

Store at -20C. Avoid freeze-thaw cycles.

www.novusbio.com



technical@novusbio.com

Protocols, Publications, Related Products, Reviews, Research Tools and Images at:
www.novusbio.com/NBP3-45272

Updated 9/9/2025 v.20.1

Earn rewards for product
reviews and publications.

Submit a publication at www.novusbio.com/publications

Submit a review at www.novusbio.com/reviews/destination/NBP3-45272



NBP3-45272

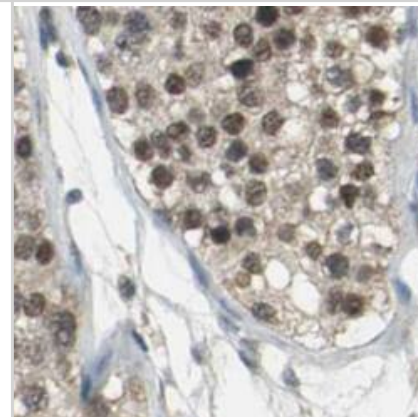
TDRD5 Antibody - BSA Free

Product Information	
Unit Size	100 ug
Concentration	Please see the vial label for concentration. If unlisted please contact technical services.
Storage	Store at -20C. Avoid freeze-thaw cycles.
Clonality	Polyclonal
Preservative	0.02% Sodium Azide
Isotype	IgG
Purity	Immunogen affinity purified
Buffer	PBS, 50% Glycerol, pH (7.3)
Target Molecular Weight	116 kDa
Product Description	
Description	Novus Biologicals Rabbit TDRD5 Antibody - BSA Free (NBP3-45272) is a polyclonal antibody validated for use in IHC, WB, ELISA and IP. All Novus Biologicals antibodies are covered by our 100% guarantee.
Host	Rabbit
Gene ID	163589
Gene Symbol	TDRD5
Species	Human, Mouse
Immunogen	tudor domain containing 5. (Uniprot# Q8NAT2)
Product Application Details	
Applications	Western Blot, ELISA, Immunohistochemistry, Immunoprecipitation
Recommended Dilutions	Western Blot 1:200-1:1000, ELISA, Immunohistochemistry 1:20-1:200, Immunoprecipitation 1:200-1:1000

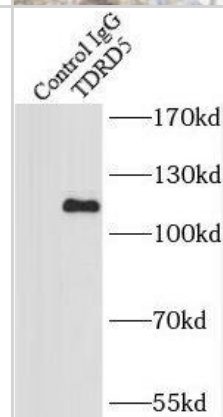


Images


Immunohistochemistry: TDRD5 Antibody - BSA Free [NBP3-45272] - Immunohistochemistry of paraffin-embedded mouse testis tissue slide using (TDRD5 Antibody) at dilution of 1:50



Immunoprecipitation: TDRD5 Antibody - BSA Free [NBP3-45272] - IP Result of anti-TDRD5 (IP:., 5ug; Detection: 1:300) with mouse testis tissue lysate 2800ug.



Western Blot: TDRD5 Antibody - BSA Free [NBP3-45272] - Mouse testis tissue were subjected to SDS PAGE followed by western blot with (TDRD5 Antibody) at dilution of 1:300





Novus Biologicals USA

10730 E. Briarwood Avenue
Centennial, CO 80112
USA
Phone: 303.730.1950
Toll Free: 1.888.506.6887
Fax: 303.730.1966
nb-customerservice@bio-techne.com

Bio-Techne Canada

21 Canmotor Ave
Toronto, ON M8Z 4E6
Canada
Phone: 905.827.6400
Toll Free: 855.668.8722
Fax: 905.827.6402
canada.inquires@bio-techne.com

Bio-Techne Ltd

19 Barton Lane
Abingdon Science Park
Abingdon, OX14 3NB, United Kingdom
Phone: (44) (0) 1235 529449
Free Phone: 0800 37 34 15
Fax: (44) (0) 1235 533420
info.EMEA@bio-techne.com

General Contact Information

www.novusbio.com
Technical Support: nb-technical@bio-techne.com
Orders: nb-customerservice@bio-techne.com
General: novus@novusbio.com

Products Related to NBP3-45272

NBP2-33376H	Blue Marker Antibody (6F4-F6) [HRP]
HAF008	Goat anti-Rabbit IgG Secondary Antibody [HRP]
NB7160	Goat anti-Rabbit IgG (H+L) Secondary Antibody [HRP]
NBP2-24891	Rabbit IgG Isotype Control

Limitations

This product is for research use only and is not approved for use in humans or in clinical diagnosis. Primary Antibodies are guaranteed for 1 year from date of receipt.

For more information on our 100% guarantee, please visit www.novusbio.com/guarantee

Earn gift cards/discounts by submitting a review: www.novusbio.com/reviews/submit/NBP3-45272

Earn gift cards/discounts by submitting a publication using this product:
www.novusbio.com/publications

