

Product Datasheet

DDX19A Antibody (OTI3C12)

NBP3-45044-100ul

Unit Size: 100 ul

Store at -20 degrees C. Avoid freeze/thaw cycles.

www.novusbio.com



technical@novusbio.com

Protocols, Publications, Related Products, Reviews, Research Tools and Images at:
www.novusbio.com/NBP3-45044

Updated 9/9/2025 v.20.1

Earn rewards for product
reviews and publications.

Submit a publication at www.novusbio.com/publications

Submit a review at www.novusbio.com/reviews/destination/NBP3-45044



NBP3-45044-100ul

DDX19A Antibody (OTI3C12)

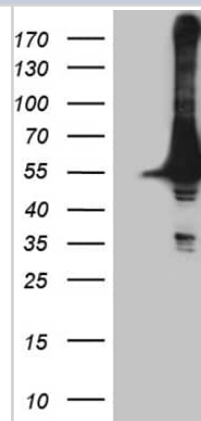
Product Information	
Unit Size	100 ul
Concentration	Please see the vial label for concentration. If unlisted please contact technical services.
Storage	Store at -20 degrees C. Avoid freeze/thaw cycles.
Clonality	Monoclonal
Clone	OTI3C12
Preservative	0.02% Sodium Azide
Isotype	IgG1
Purity	>95%
Buffer	PBS (pH 7.3) 1% BSA, 50% glycerol

Product Description	
Description	Novus Biologicals Mouse DDX19A Antibody (OTI3C12) (NBP3-45044) is a monoclonal antibody validated for use in IHC and WB. All Novus Biologicals antibodies are covered by our 100% guarantee.
Host	Mouse
Gene ID	55308
Gene Symbol	DDX19A
Species	Human, Mouse, Rat
Immunogen	Full length human recombinant protein of human DDX19A (NP_060802) produced in HEK293T cell.

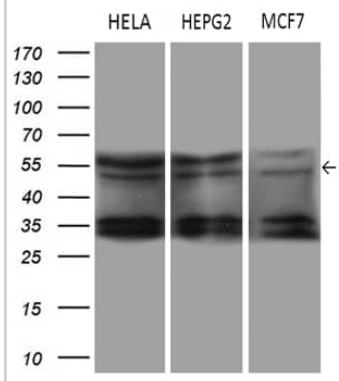
Product Application Details	
Applications	Western Blot, Immunohistochemistry
Recommended Dilutions	Western Blot 1:500-2000, Immunohistochemistry 1:500

Images

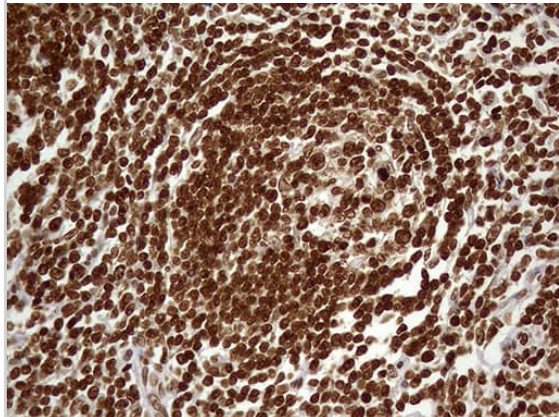
Western Blot:DDX19A Antibody (OTI3C12)[NBP3-45044]



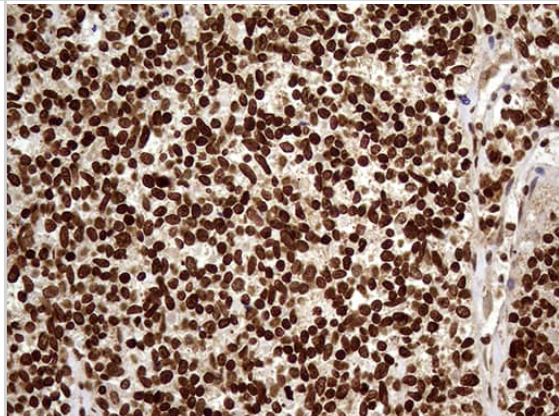
Western Blot:DDX19A Antibody (OTI3C12)[NBP3-45044]



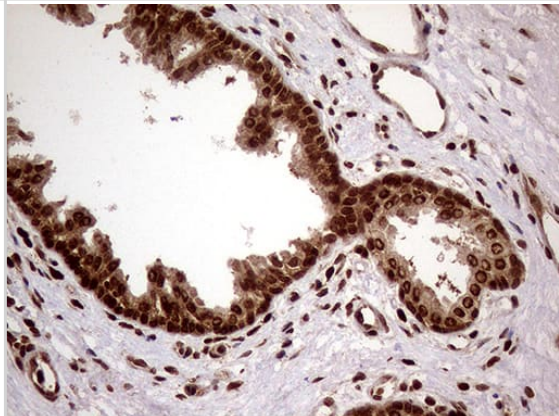
Immunohistochemistry:DDX19A Antibody (OTI3C12)[NBP3-45044]



Immunohistochemistry:DDX19A Antibody (OTI3C12)[NBP3-45044]



Immunohistochemistry:DDX19A Antibody (OTI3C12)[NBP3-45044]





Novus Biologicals USA

10730 E. Briarwood Avenue
Centennial, CO 80112
USA
Phone: 303.730.1950
Toll Free: 1.888.506.6887
Fax: 303.730.1966
nb-customerservice@bio-techne.com

Bio-Techne Canada

21 Canmotor Ave
Toronto, ON M8Z 4E6
Canada
Phone: 905.827.6400
Toll Free: 855.668.8722
Fax: 905.827.6402
canada.inquires@bio-techne.com

Bio-Techne Ltd

19 Barton Lane
Abingdon Science Park
Abingdon, OX14 3NB, United Kingdom
Phone: (44) (0) 1235 529449
Free Phone: 0800 37 34 15
Fax: (44) (0) 1235 533420
info.EMEA@bio-techne.com

General Contact Information

www.novusbio.com
Technical Support: nb-technical@bio-techne.com
Orders: nb-customerservice@bio-techne.com
General: novus@novusbio.com

Products Related to NBP3-45044-100ul

NBP2-33376H	Blue Marker Antibody (6F4-F6) [HRP]
HAF007	Goat anti-Mouse IgG Secondary Antibody [HRP]
NB7539	Goat anti-Mouse IgG (H+L) Secondary Antibody [HRP]
NBP1-97005-0.5mg	Mouse IgG1 Isotype Control (MG1)

Limitations

This product is for research use only and is not approved for use in humans or in clinical diagnosis. Primary Antibodies are guaranteed for 1 year from date of receipt.

For more information on our 100% guarantee, please visit www.novusbio.com/guarantee

Earn gift cards/discounts by submitting a review: www.novusbio.com/reviews/submit/NBP3-45044

Earn gift cards/discounts by submitting a publication using this product:
www.novusbio.com/publications

