

Product Datasheet

EZH2/KMT6 Antibody (CL11960) - Azide and BSA Free NBP3-44355

Unit Size: 100 ul

Store at 4C short term. Aliquot and store at -20C long term. Avoid freeze-thaw cycles.

www.novusbio.com



technical@novusbio.com

Protocols, Publications, Related Products, Reviews, Research Tools and Images at:
www.novusbio.com/NBP3-44355

Updated 2/27/2025 v.20.1

Earn rewards for product
reviews and publications.

Submit a publication at www.novusbio.com/publications

Submit a review at www.novusbio.com/reviews/destination/NBP3-44355



NBP3-44355

EZH2/KMT6 Antibody (CL11960) - Azide and BSA Free

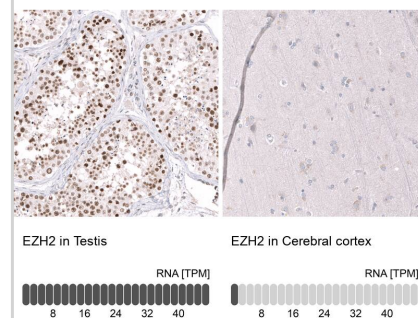
Product Information	
Unit Size	100 ul
Concentration	LYOPH mg/ml
Storage	Store at 4C short term. Aliquot and store at -20C long term. Avoid freeze-thaw cycles.
Clonality	Monoclonal
Clone	CL11960
Preservative	0.02% Sodium Azide
Reconstitution Instructions	Centrifuge the vial of lyophilized antibody at 12,000 x g for 20 seconds. Reconstitute by adding sterile, distilled water to achieve a final antibody concentration of 1mg/ml.
Isotype	IgG2b
Purity	Protein A purified
Buffer	Lyophilized in 5% Trehalose.

Product Description	
Host	Mouse
Gene ID	2146
Gene Symbol	EZH2
Species	Human
Immunogen	This antibody was generated using a synthetic peptide of Q15910, with the exact immunogen sequence remaining proprietary.

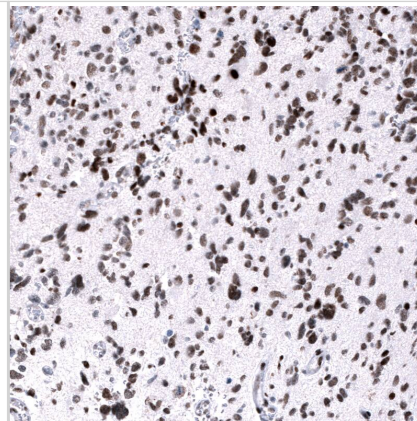
Product Application Details	
Applications	Western Blot, Immunocytochemistry/ Immunofluorescence, Immunohistochemistry-Paraffin
Recommended Dilutions	Western Blot 1 ug/ml, Immunocytochemistry/ Immunofluorescence 2-10 ug/ml, Immunohistochemistry-Paraffin 1:200 - 1:500
Application Notes	For IHC-Paraffin, HIER pH 6 retrieval is recommended. Immunocytochemistry/ Immunofluorescence/IF,PFA/Triton X-100 is recommended for fixation/permeabilization.

Images

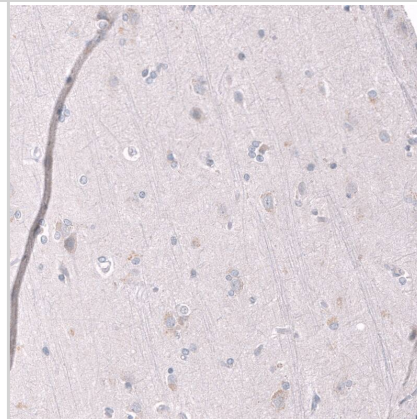
Analysis in human testis and cerebral cortex tissues using NBP3-44355 antibody. Corresponding EZH2/KMT6 RNA-seq data are presented for the same tissues.



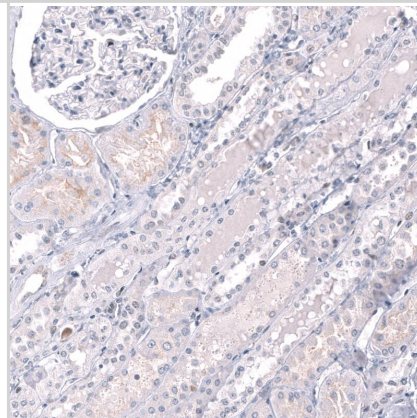
Staining of human glioblastoma multiforme shows strong nuclear positivity in tumor cells.



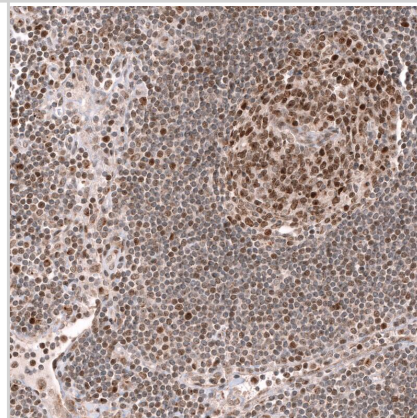
Staining of human cerebral cortex shows no positivity in neurons as expected.



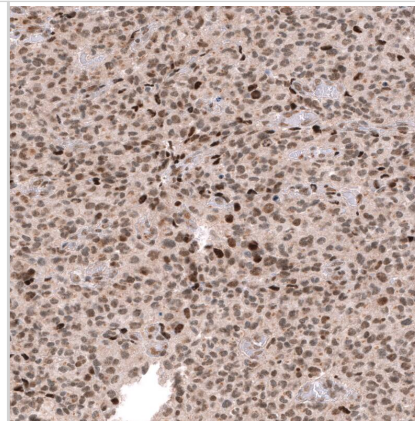
Staining of human kidney shows no positivity in cells in tubules as expected.



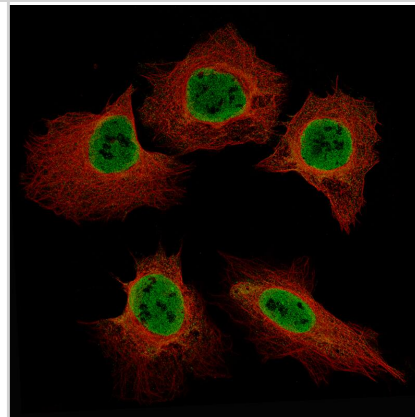
Staining of human lymph node shows moderate to strong nuclear positivity in lymphoid cells.



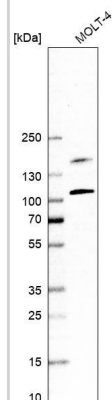
Staining of human oligodendroglioma shows moderate to strong nuclear positivity in tumor cells.



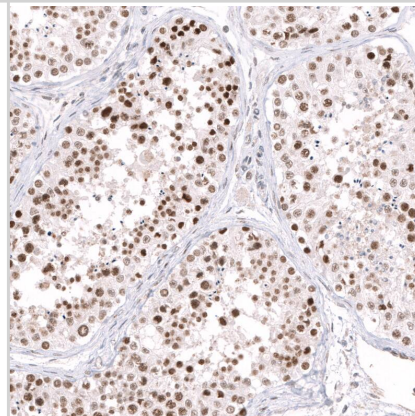
Staining of U-2OS cells using the Anti-EZH2/KMT6 monoclonal antibody, showing specific staining in nucleoplasm in green. Microtubule probe is visualized in red.



Analysis in human cell line MOLT-4.



Staining of human testis shows moderate to strong nuclear positivity in cells in seminiferous ducts.





Novus Biologicals USA

10730 E. Briarwood Avenue
Centennial, CO 80112
USA
Phone: 303.730.1950
Toll Free: 1.888.506.6887
Fax: 303.730.1966
nb-customerservice@bio-techne.com

Bio-Techne Canada

21 Canmotor Ave
Toronto, ON M8Z 4E6
Canada
Phone: 905.827.6400
Toll Free: 855.668.8722
Fax: 905.827.6402
canada.inquires@bio-techne.com

Bio-Techne Ltd

19 Barton Lane
Abingdon Science Park
Abingdon, OX14 3NB, United Kingdom
Phone: (44) (0) 1235 529449
Free Phone: 0800 37 34 15
Fax: (44) (0) 1235 533420
info.EMEA@bio-techne.com

General Contact Information

www.novusbio.com
Technical Support: nb-technical@bio-techne.com
Orders: nb-customerservice@bio-techne.com
General: novus@novusbio.com

Products Related to NBP3-44355

HAF007	Goat anti-Mouse IgG Secondary Antibody [HRP]
NB720-B	Rabbit anti-Mouse IgG (H+L) Secondary Antibody [Biotin]
NBP2-27231	Mouse IgG2b Isotype Control (MPC-11)
H00002146-P01-10ug	Recombinant Human EZH2/KMT6 GST (N-Term) Protein

Limitations

This product is for research use only and is not approved for use in humans or in clinical diagnosis. Primary Antibodies are guaranteed for 1 year from date of receipt.

For more information on our 100% guarantee, please visit www.novusbio.com/guarantee

Earn gift cards/discounts by submitting a review: www.novusbio.com/reviews/submit/NBP3-44355

Earn gift cards/discounts by submitting a publication using this product:
www.novusbio.com/publications

