

# Product Datasheet

## HLA DR/DP Antibody (CL10962) - Azide and BSA Free NBP3-44261

Unit Size: 100 ug

Store at 4C short term. Aliquot and store at -20C long term. Avoid freeze-thaw cycles.

[www.novusbio.com](http://www.novusbio.com)



[technical@novusbio.com](mailto:technical@novusbio.com)

Protocols, Publications, Related Products, Reviews, Research Tools and Images at:  
[www.novusbio.com/NBP3-44261](http://www.novusbio.com/NBP3-44261)

Updated 9/9/2025 v.20.1

Earn rewards for product  
reviews and publications.

Submit a publication at [www.novusbio.com/publications](http://www.novusbio.com/publications)

Submit a review at [www.novusbio.com/reviews/destination/NBP3-44261](http://www.novusbio.com/reviews/destination/NBP3-44261)



**NBP3-44261**

HLA DR/DP Antibody (CL10962) - Azide and BSA Free

**Product Information**

<b>Unit Size</b>	100 ug
<b>Concentration</b>	LYOPH mg/ml
<b>Storage</b>	Store at 4C short term. Aliquot and store at -20C long term. Avoid freeze-thaw cycles.
<b>Clonality</b>	Monoclonal
<b>Clone</b>	CL10962
<b>Preservative</b>	No Preservative
<b>Reconstitution Instructions</b>	Centrifuge the vial of lyophilized antibody at 12,000 x g for 20 seconds. Reconstitute by adding sterile, distilled water to achieve a final antibody concentration of 1mg/ml.
<b>Isotype</b>	IgG2a
<b>Purity</b>	Protein A purified
<b>Buffer</b>	Lyophilized from a 0.2 um filtered solution in PBS with Trehalose

**Product Description**

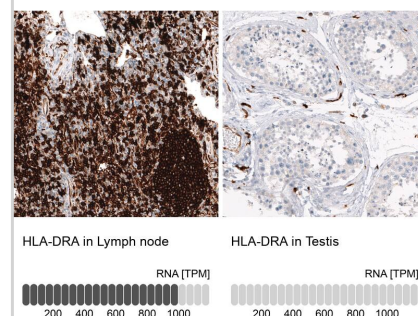
<b>Description</b>	Novus Biologicals Mouse HLA DR/DP Antibody (CL10962) - Azide and BSA Free (NBP3-21187) is a monoclonal antibody validated for use in IHC and WB. All Novus Biologicals antibodies are covered by our 100% guarantee.
<b>Host</b>	Mouse
<b>Gene ID</b>	3122
<b>Gene Symbol</b>	HLA-DRA
<b>Species</b>	Human
<b>Immunogen</b>	This antibody was generated using a synthetic peptide of P01903, with the exact immunogen sequence remaining proprietary.

**Product Application Details**

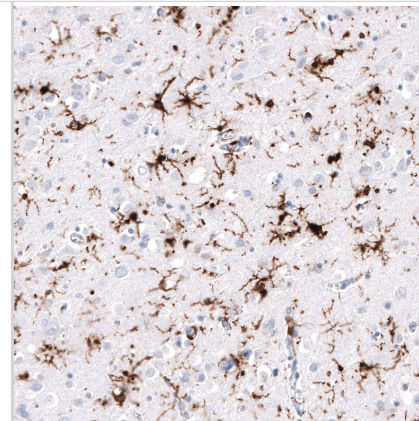
<b>Applications</b>	Western Blot, Immunohistochemistry-Paraffin
<b>Recommended Dilutions</b>	Western Blot 1 ug/ml, Immunohistochemistry-Paraffin 1:1000 - 1:2500
<b>Application Notes</b>	For IHC-Paraffin, HIER pH 6 retrieval is recommended.

**Images**

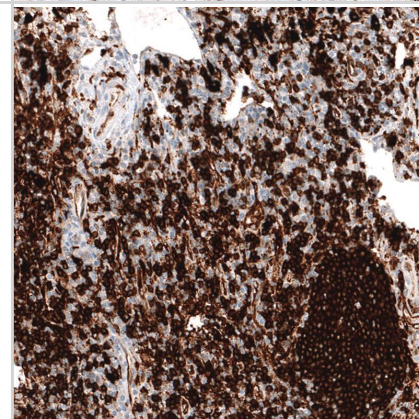
Analysis in human lymph node and testis tissues using NBP3-44261 antibody. Corresponding HLA DR/DP RNA-seq data are presented for the same tissues.



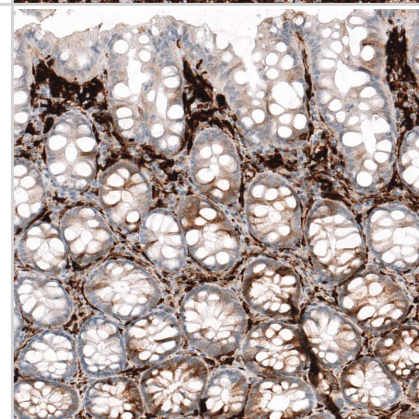
Staining of human cerebral cortex (Alzheimer disease) shows strong cytoplasmic positivity in microglia.



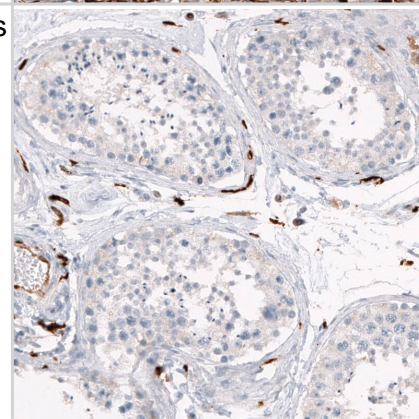
Staining of human lymph node shows strong membranous positivity in germinal center cells.



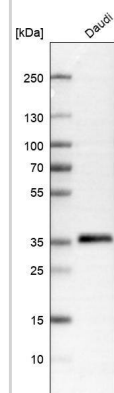
Staining of human rectum shows strong cytoplasmic positivity in lymphoid cells.



Staining of human testis shows no positivity in cells in seminiferous ducts as expected.



Analysis in human cell line Daudi.





### **Novus Biologicals USA**

10730 E. Briarwood Avenue  
Centennial, CO 80112  
USA  
Phone: 303.730.1950  
Toll Free: 1.888.506.6887  
Fax: 303.730.1966  
nb-customerservice@bio-techne.com

### **Bio-Techne Canada**

21 Canmotor Ave  
Toronto, ON M8Z 4E6  
Canada  
Phone: 905.827.6400  
Toll Free: 855.668.8722  
Fax: 905.827.6402  
canada.inquires@bio-techne.com

### **Bio-Techne Ltd**

19 Barton Lane  
Abingdon Science Park  
Abingdon, OX14 3NB, United Kingdom  
Phone: (44) (0) 1235 529449  
Free Phone: 0800 37 34 15  
Fax: (44) (0) 1235 533420  
info.EMEA@bio-techne.com

### **General Contact Information**

www.novusbio.com  
Technical Support: nb-technical@bio-  
techne.com  
Orders: nb-customerservice@bio-techne.com  
General: novus@novusbio.com

### **Products Related to NBP3-44261**

---

HAF007	Goat anti-Mouse IgG Secondary Antibody [HRP]
NB720-B	Rabbit anti-Mouse IgG (H+L) Secondary Antibody [Biotin]
NBP1-96778	Mouse IgG2a Isotype Control (M2A)
210-TA-005	TNF-alpha [Unconjugated]

---

### **Limitations**

This product is for research use only and is not approved for use in humans or in clinical diagnosis. Primary Antibodies are guaranteed for 1 year from date of receipt.

For more information on our 100% guarantee, please visit [www.novusbio.com/guarantee](http://www.novusbio.com/guarantee)

Earn gift cards/discounts by submitting a review: [www.novusbio.com/reviews/submit/NBP3-44261](http://www.novusbio.com/reviews/submit/NBP3-44261)

Earn gift cards/discounts by submitting a publication using this product:  
[www.novusbio.com/publications](http://www.novusbio.com/publications)

