

Product Datasheet

HDAC5 Antibody (CL8121) - Azide and BSA Free NBP3-44217

Unit Size: 100 ug

Store at 4C short term. Aliquot and store at -20C long term. Avoid freeze-thaw cycles.

www.novusbio.com



technical@novusbio.com

Protocols, Publications, Related Products, Reviews, Research Tools and Images at:
www.novusbio.com/NBP3-44217

Updated 9/9/2025 v.20.1

Earn rewards for product
reviews and publications.

Submit a publication at www.novusbio.com/publications

Submit a review at www.novusbio.com/reviews/destination/NBP3-44217



NBP3-44217

HDAC5 Antibody (CL8121) - Azide and BSA Free

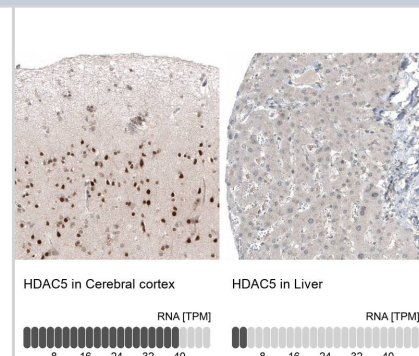
| Product Information | |
|-----------------------------|--|
| Unit Size | 100 ug |
| Concentration | LYOPH mg/ml |
| Storage | Store at 4C short term. Aliquot and store at -20C long term. Avoid freeze-thaw cycles. |
| Clonality | Monoclonal |
| Clone | CL8121 |
| Preservative | No Preservative |
| Reconstitution Instructions | Centrifuge the vial of lyophilized antibody at 12,000 x g for 20 seconds. Reconstitute by adding sterile, distilled water to achieve a final antibody concentration of 1mg/ml. |
| Isotype | IgG1 |
| Purity | Protein A purified |
| Buffer | Lyophilized from a 0.2 um filtered solution in PBS with Trehalose |

| Product Description | |
|---------------------|---|
| Description | Novus Biologicals Mouse HDAC5 Antibody (CL8121) - Azide and BSA Free (NBP2-88913) is a monoclonal antibody validated for use in IHC and ICC/IF. All Novus Biologicals antibodies are covered by our 100% guarantee. |
| Host | Mouse |
| Gene ID | 10014 |
| Gene Symbol | HDAC5 |
| Species | Human |
| Immunogen | This antibody was generated using a synthetic peptide of Q9UQL6, with the exact immunogen sequence remaining proprietary. |

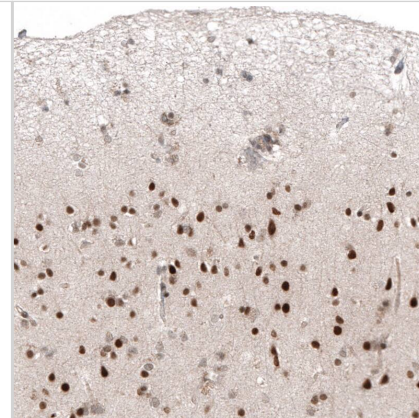
| Product Application Details | |
|-----------------------------|--|
| Applications | Immunohistochemistry-Paraffin, Immunocytochemistry/ Immunofluorescence |
| Recommended Dilutions | Immunocytochemistry/ Immunofluorescence 2-10 ug/ml, Immunohistochemistry-Paraffin 1:20 - 1:50 |
| Application Notes | For Immunocytochemistry/ Immunofluorescence/IF, PFA/Triton X-100 is recommended for fixation/permeabilization. For IHC-Paraffin, HIER pH 6 retrieval is recommended. |

Images

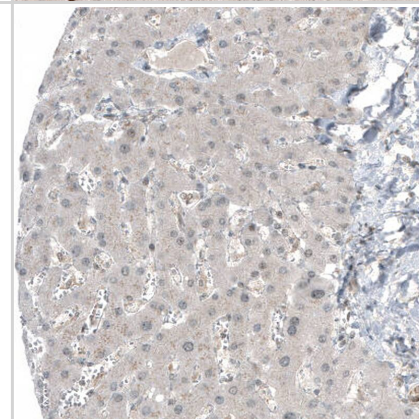
Analysis in human cerebral cortex and liver tissues using NBP3-44217 antibody. Corresponding HDAC5 RNA-seq data are presented for the same tissues.



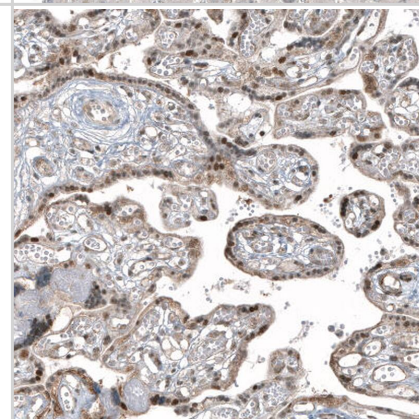
Staining of human cerebral cortex shows strong nuclear positivity in neurons.



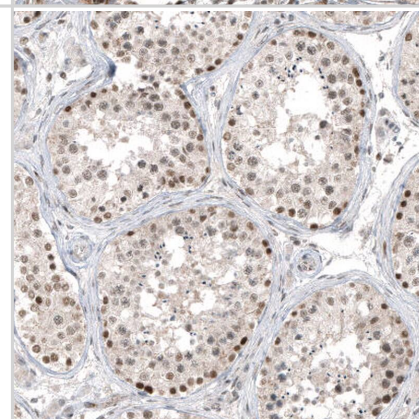
Staining of human liver shows no positivity in hepatocytes as expected.



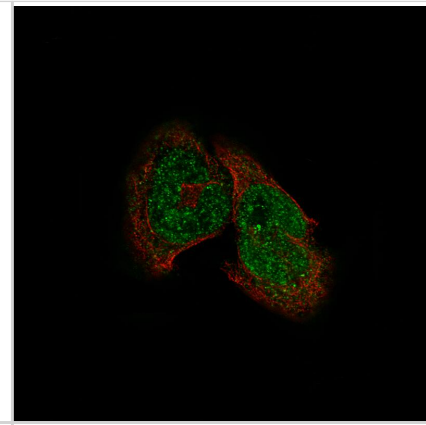
Staining of human placenta shows moderate to strong nuclear positivity in trophoblastic cells.



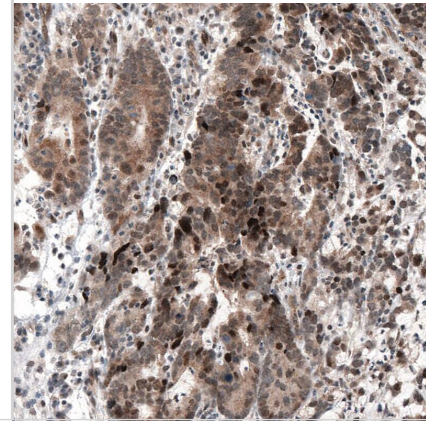
Staining of human testis shows moderate to strong nuclear positivity in cells in seminiferous ducts.



Staining of RH-30 cells using the Anti-HDAC5 monoclonal antibody) .



Staining of human stomach cancer shows moderate to strong cytoplasmic and nuclear positivity.





Novus Biologicals USA

10730 E. Briarwood Avenue
Centennial, CO 80112
USA
Phone: 303.730.1950
Toll Free: 1.888.506.6887
Fax: 303.730.1966
nb-customerservice@bio-techne.com

Bio-Techne Canada

21 Canmotor Ave
Toronto, ON M8Z 4E6
Canada
Phone: 905.827.6400
Toll Free: 855.668.8722
Fax: 905.827.6402
canada.inquires@bio-techne.com

Bio-Techne Ltd

19 Barton Lane
Abingdon Science Park
Abingdon, OX14 3NB, United Kingdom
Phone: (44) (0) 1235 529449
Free Phone: 0800 37 34 15
Fax: (44) (0) 1235 533420
info.EMEA@bio-techne.com

General Contact Information

www.novusbio.com
Technical Support: nb-technical@bio-techne.com
Orders: nb-customerservice@bio-techne.com
General: novus@novusbio.com

Products Related to NBP3-44217

| | |
|------------------|---|
| HAF007 | Goat anti-Mouse IgG Secondary Antibody [HRP] |
| NB720-B | Rabbit anti-Mouse IgG (H+L) Secondary Antibody [Biotin] |
| NBP1-97005-0.5mg | Mouse IgG1 Isotype Control (MG1) |
| NBP2-22152PEP | HDAC5 Antibody Blocking Peptide |

Limitations

This product is for research use only and is not approved for use in humans or in clinical diagnosis. Primary Antibodies are guaranteed for 1 year from date of receipt.

For more information on our 100% guarantee, please visit www.novusbio.com/guarantee

Earn gift cards/discounts by submitting a review: www.novusbio.com/reviews/submit/NBP3-44217

Earn gift cards/discounts by submitting a publication using this product:
www.novusbio.com/publications

