

Product Datasheet

beta-Catenin Antibody (CL3691) - Azide and BSA Free NBP3-44057

Unit Size: 100 ug

Store at 4C short term. Aliquot and store at -20C long term. Avoid freeze-thaw cycles.

www.novusbio.com



technical@novusbio.com

Protocols, Publications, Related Products, Reviews, Research Tools and Images at:
www.novusbio.com/NBP3-44057

Updated 9/9/2025 v.20.1

Earn rewards for product
reviews and publications.

Submit a publication at www.novusbio.com/publications

Submit a review at www.novusbio.com/reviews/destination/NBP3-44057



NBP3-44057

beta-Catenin Antibody (CL3691) - Azide and BSA Free

Product Information	
Unit Size	100 ug
Concentration	LYOPH mg/ml
Storage	Store at 4C short term. Aliquot and store at -20C long term. Avoid freeze-thaw cycles.
Clonality	Monoclonal
Clone	CL3691
Preservative	No Preservative
Reconstitution Instructions	Centrifuge the vial of lyophilized antibody at 12,000 x g for 20 seconds. Reconstitute by adding sterile, distilled water to achieve a final antibody concentration of 1mg/ml.
Isotype	IgG1
Purity	Protein A purified
Buffer	Lyophilized from a 0.2 um filtered solution in PBS with Trehalose

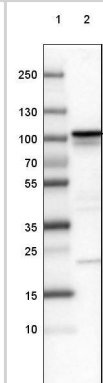
Product Description	
Description	Novus Biologicals Mouse beta-Catenin Antibody (CL3691) - Azide and BSA Free (NBP2-61629) is a monoclonal antibody validated for use in IHC, WB and ICC/IF. All Novus Biologicals antibodies are covered by our 100% guarantee.
Host	Mouse
Gene ID	1499
Gene Symbol	CTNNB1
Species	Human
Immunogen	This antibody was generated using a recombinant protein sequence of P35222, with the exact immunogen sequence remaining proprietary.

Product Application Details	
Applications	Western Blot, Immunohistochemistry-Paraffin, Immunocytochemistry/Immunofluorescence
Recommended Dilutions	Western Blot 1 ug/ml, Immunocytochemistry/ Immunofluorescence 2-10 ug/ml, Immunohistochemistry-Paraffin 1:10000 - 1:20000
Application Notes	For IHC-Paraffin, HIER pH 6 retrieval is recommended. For Immunocytochemistry/ Immunofluorescence/IF, PFA/Triton X-100 is recommended for fixation/permeabilization.

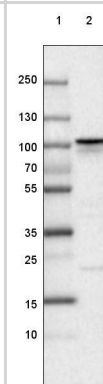


Images

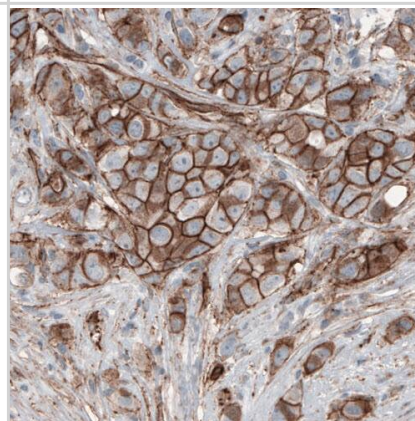
Lane 1: Marker [kDa] 250, 130, 100, 70, 55, 35, 25, 15, 10
 Lane 2: Human cell line SK-MEL-30



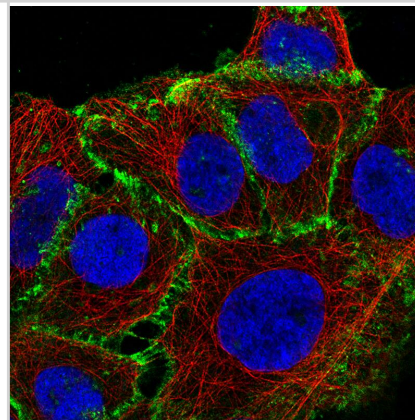
Lane 1: Marker [kDa] 250, 130, 100, 70, 55, 35, 25, 15, 10
 Lane 2: Human cell line A-549



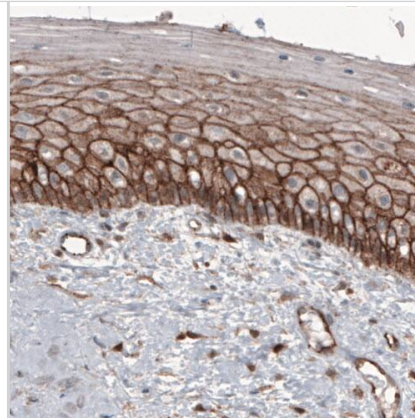
Staining of human breast cancer shows membranous immunoreactivity in tumor cells.



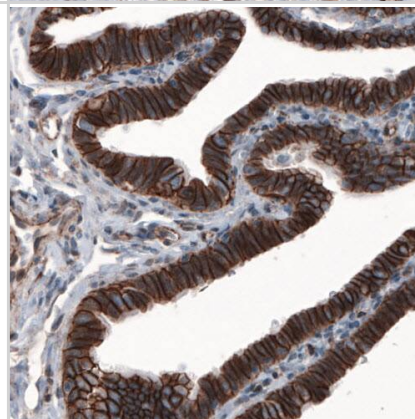
Staining of A-431 cells using the Anti-beta-Catenin monoclonal antibody)



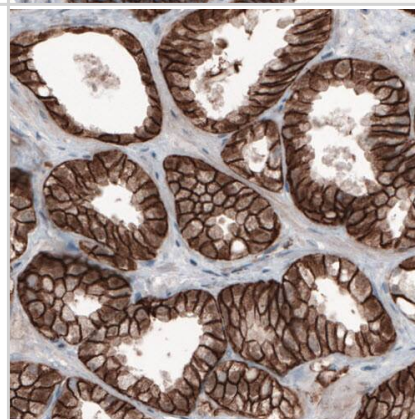
Staining of human cervix shows strong membranous positivity in epithelial cells.



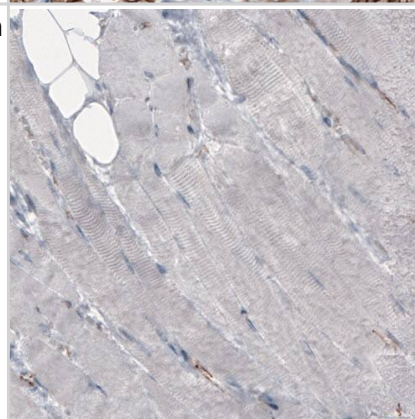
Staining of human fallopian tube shows strong membranous immunoreactivity in epithelial cells.



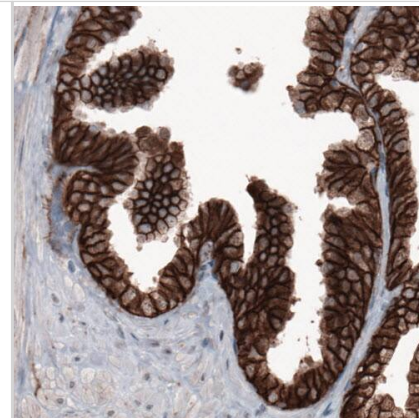
Staining of human prostate cancer shows membranous positivity in tumor cells.



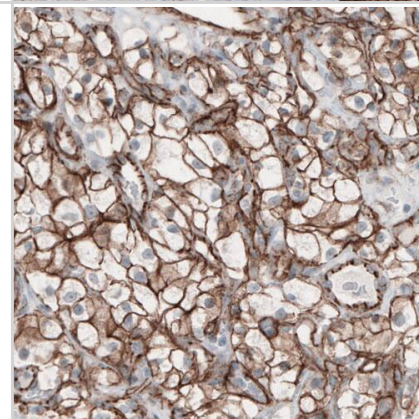
Staining of human skeletal muscle shows absence of immunoreactivity in muscle fibers (negative control).



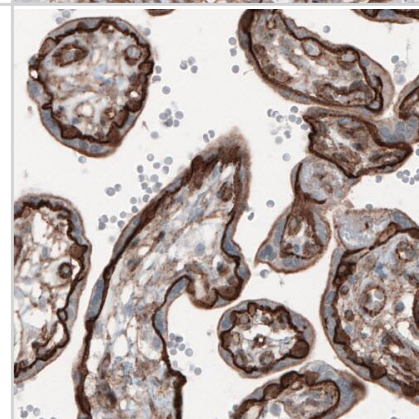
Staining of human prostate shows membranous immunoreactivity in epithelial cells.



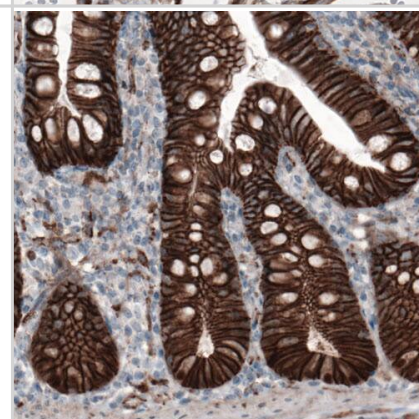
Staining of human renal cancer shows membranous positivity in tumor cells.



Staining of human placenta shows strong membranous positivity in trophoblast.

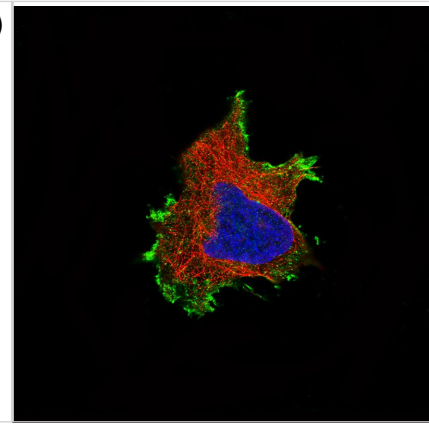


Staining of human small intestine shows strong membranous immunoreactivity in the epithelial cells.



Staining of U-251 cells using the Anti-beta-Catenin monoclonal antibody)

.





Novus Biologicals USA

10730 E. Briarwood Avenue
Centennial, CO 80112
USA
Phone: 303.730.1950
Toll Free: 1.888.506.6887
Fax: 303.730.1966
nb-customerservice@bio-techne.com

Bio-Techne Canada

21 Canmotor Ave
Toronto, ON M8Z 4E6
Canada
Phone: 905.827.6400
Toll Free: 855.668.8722
Fax: 905.827.6402
canada.inquires@bio-techne.com

Bio-Techne Ltd

19 Barton Lane
Abingdon Science Park
Abingdon, OX14 3NB, United Kingdom
Phone: (44) (0) 1235 529449
Free Phone: 0800 37 34 15
Fax: (44) (0) 1235 533420
info.EMEA@bio-techne.com

General Contact Information

www.novusbio.com
Technical Support: nb-technical@bio-techne.com
Orders: nb-customerservice@bio-techne.com
General: novus@novusbio.com

Products Related to NBP3-44057

HAF007	Goat anti-Mouse IgG Secondary Antibody [HRP]
NB720-B	Rabbit anti-Mouse IgG (H+L) Secondary Antibody [Biotin]
NBP1-97005-0.5mg	Mouse IgG1 Isotype Control (MG1)
NBP2-61628PEP	beta-Catenin Recombinant Protein Antigen

Limitations

This product is for research use only and is not approved for use in humans or in clinical diagnosis. Primary Antibodies are guaranteed for 1 year from date of receipt.

For more information on our 100% guarantee, please visit www.novusbio.com/guarantee

Earn gift cards/discounts by submitting a review: www.novusbio.com/reviews/submit/NBP3-44057

Earn gift cards/discounts by submitting a publication using this product:
www.novusbio.com/publications

