

Product Datasheet

Fibronectin Antibody (CL3730) - Azide and BSA Free NBP3-43942

Unit Size: 100 ul

Store at 4C short term. Aliquot and store at -20C long term. Avoid freeze-thaw cycles.

www.novusbio.com



technical@novusbio.com

Protocols, Publications, Related Products, Reviews, Research Tools and Images at:
www.novusbio.com/NBP3-43942

Updated 3/13/2025 v.20.1

Earn rewards for product
reviews and publications.

Submit a publication at www.novusbio.com/publications

Submit a review at www.novusbio.com/reviews/destination/NBP3-43942



NBP3-43942

Fibronectin Antibody (CL3730) - Azide and BSA Free

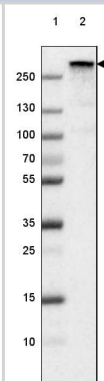
| Product Information | |
|-----------------------------|--|
| Unit Size | 100 ul |
| Concentration | LYOPH mg/ml |
| Storage | Store at 4C short term. Aliquot and store at -20C long term. Avoid freeze-thaw cycles. |
| Clonality | Monoclonal |
| Clone | CL3730 |
| Preservative | No Preservative |
| Reconstitution Instructions | Centrifuge the vial of lyophilized antibody at 12,000 x g for 20 seconds. Reconstitute by adding sterile, distilled water to achieve a final antibody concentration of 1mg/ml. |
| Isotype | IgG1 |
| Purity | Protein A purified |
| Buffer | Lyophilized from a 0.2 um filtered solution in PBS with Trehalose |

| Product Description | |
|---------------------|--|
| Host | Mouse |
| Gene ID | 2335 |
| Gene Symbol | FN1 |
| Species | Human |
| Immunogen | This antibody was generated using a recombinant protein sequence of P02751, with the exact immunogen sequence remaining proprietary. |

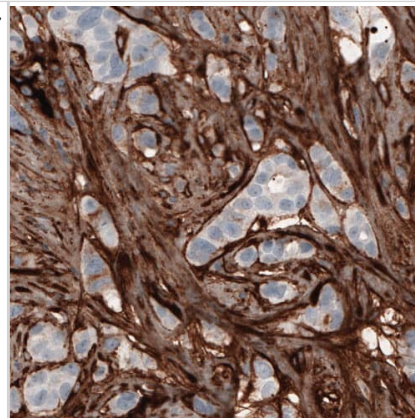
| Product Application Details | |
|-----------------------------|---|
| Applications | Western Blot, Immunohistochemistry-Paraffin |
| Recommended Dilutions | Western Blot 1 ug/ml, Immunohistochemistry-Paraffin 1:1000 - 1:2500 |
| Application Notes | IHC-Paraffin HIER pH6 retrieval is recommended. |

Images

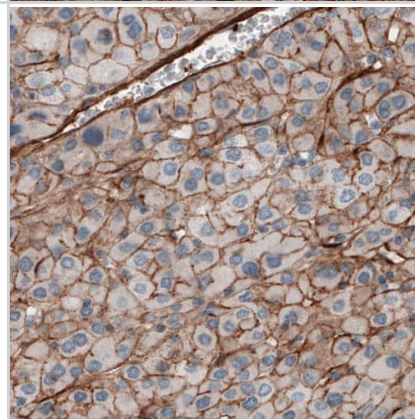
Lane 1: Marker [kDa] 250, 130, 100, 70, 55, 35, 25, 15, 10
 Lane 2: Human cell line U-87 MG



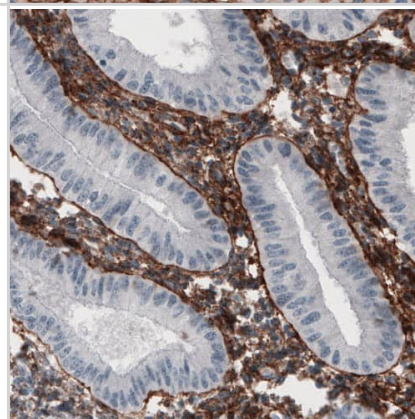
Staining of human breast cancer shows strong immunoreactivity in tumor stroma.



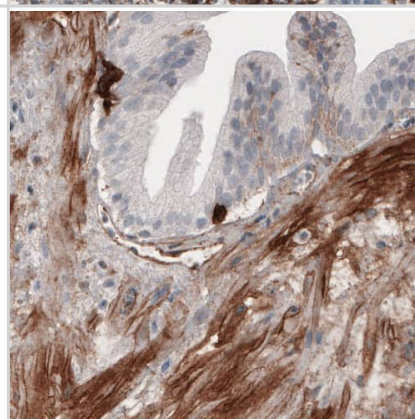
Staining of human liver cancer shows strong positivity in tumor.



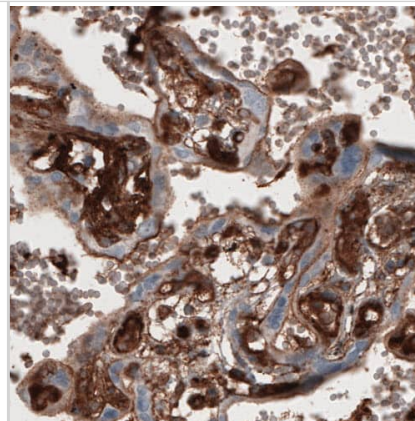
Staining of human endometrium shows strong immunoreactivity in endometrial stroma and basement membrane of glandular cells.



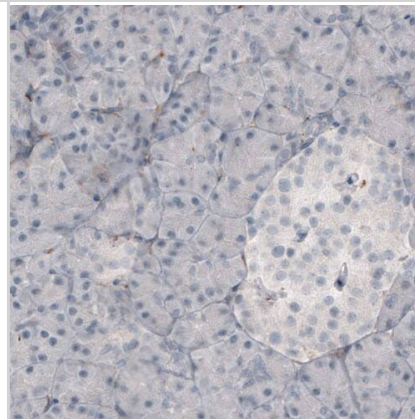
Staining of human prostate shows moderate positivity in smooth muscle.



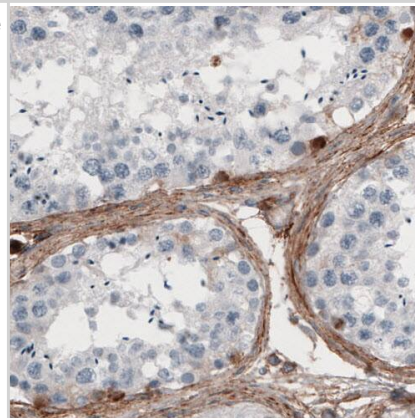
Staining of human placenta shows strong immunoreactivity in chorionic villi.



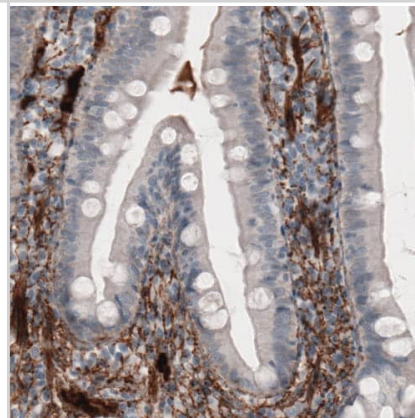
Staining of human pancreas shows absence of immunoreactivity in glandular cells (negative control).



Staining of human testis shows immunoreactivity in the connective tissue surrounding seminiferous tubules.



Staining of human small intestine shows strong immunoreactivity in the connective tissue.





Novus Biologicals USA

10730 E. Briarwood Avenue
Centennial, CO 80112
USA
Phone: 303.730.1950
Toll Free: 1.888.506.6887
Fax: 303.730.1966
nb-customerservice@bio-techne.com

Bio-Techne Canada

21 Canmotor Ave
Toronto, ON M8Z 4E6
Canada
Phone: 905.827.6400
Toll Free: 855.668.8722
Fax: 905.827.6402
canada.inquires@bio-techne.com

Bio-Techne Ltd

19 Barton Lane
Abingdon Science Park
Abingdon, OX14 3NB, United Kingdom
Phone: (44) (0) 1235 529449
Free Phone: 0800 37 34 15
Fax: (44) (0) 1235 533420
info.EMEA@bio-techne.com

General Contact Information

www.novusbio.com
Technical Support: nb-technical@bio-techne.com
Orders: nb-customerservice@bio-techne.com
General: novus@novusbio.com

Products Related to NBP3-43942

| | |
|------------------|---|
| HAF007 | Goat anti-Mouse IgG Secondary Antibody [HRP] |
| NB720-B | Rabbit anti-Mouse IgG (H+L) Secondary Antibody [Biotin] |
| NBP1-97005-0.5mg | Mouse IgG1 Isotype Control (MG1) |
| NBP1-91258PEP | Fibronectin Antibody Blocking Peptide |

Limitations

This product is for research use only and is not approved for use in humans or in clinical diagnosis. Primary Antibodies are guaranteed for 1 year from date of receipt.

For more information on our 100% guarantee, please visit www.novusbio.com/guarantee

Earn gift cards/discounts by submitting a review: www.novusbio.com/reviews/submit/NBP3-43942

Earn gift cards/discounts by submitting a publication using this product:
www.novusbio.com/publications

