

# Product Datasheet

## TLE3 Antibody (CL3573) - Azide and BSA Free NBP3-43936

Unit Size: 100 ug

Store at 4C short term. Aliquot and store at -20C long term. Avoid freeze-thaw cycles.

[www.novusbio.com](http://www.novusbio.com)



[technical@novusbio.com](mailto:technical@novusbio.com)

Protocols, Publications, Related Products, Reviews, Research Tools and Images at:  
[www.novusbio.com/NBP3-43936](http://www.novusbio.com/NBP3-43936)

Updated 3/4/2026 v.20.1

Earn rewards for product  
reviews and publications.

Submit a publication at [www.novusbio.com/publications](http://www.novusbio.com/publications)

Submit a review at [www.novusbio.com/reviews/destination/NBP3-43936](http://www.novusbio.com/reviews/destination/NBP3-43936)



**NBP3-43936**

TLE3 Antibody (CL3573) - Azide and BSA Free

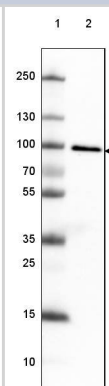
Product Information	
Unit Size	100 ug
Concentration	LYOPH mg/ml
Storage	Store at 4C short term. Aliquot and store at -20C long term. Avoid freeze-thaw cycles.
Clonality	Monoclonal
Clone	CL3573
Preservative	No Preservative
Reconstitution Instructions	Centrifuge the vial of lyophilized antibody at 12,000 x g for 20 seconds. Reconstitute by adding sterile, distilled water to achieve a final antibody concentration of 1mg/ml.
Isotype	IgG1
Purity	Protein A purified
Buffer	Lyophilized from a 0.2 um filtered solution in PBS with Trehalose

Product Description	
Host	Mouse
Gene ID	7090
Gene Symbol	TLE3
Species	Human
Immunogen	This antibody was generated using a recombinant protein sequence of Q04726, with the exact immunogen sequence remaining proprietary.

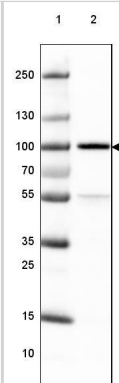
Product Application Details	
Applications	Western Blot, Immunohistochemistry-Paraffin, Immunocytochemistry/ Immunofluorescence
Recommended Dilutions	Western Blot 1 ug/ml, Immunocytochemistry/ Immunofluorescence 2-10 ug/ml, Immunohistochemistry-Paraffin 1:10000 - 1:20000
Application Notes	For IHC-Paraffin, HIER pH 6 retrieval is recommended. For Immunocytochemistry/ Immunofluorescence/IF, PFA/Triton X-100 is recommended for fixation/permeabilization.

**Images**

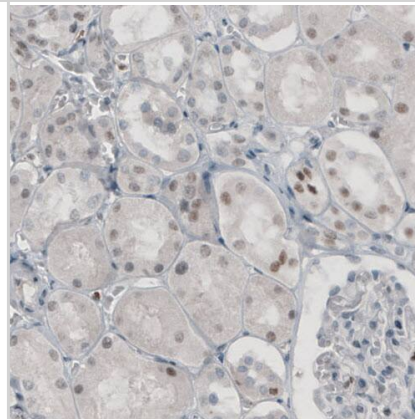
Lane 1: Marker [kDa] 250, 130, 100, 70, 55, 35, 25, 15, 10  
 Lane 2: Human cell line HEK 293



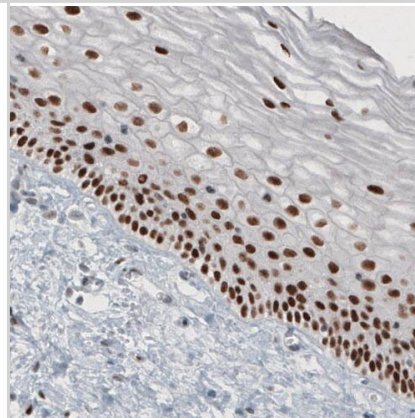
Lane 1: Marker [kDa] 250, 130, 100, 70, 55, 35, 25, 15, 10  
Lane 2: Human cell line HeLa nuclear extract



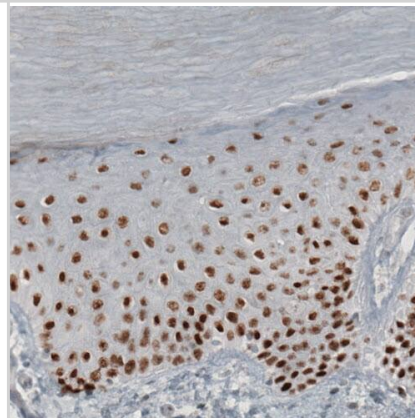
Staining of human kidney shows weak to moderate nuclear positivity in a subset of cells.



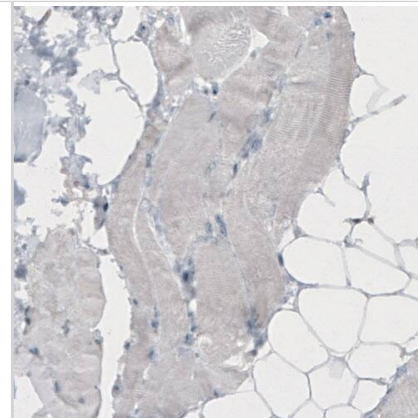
Staining of human cervix shows strong nuclear immunoreactivity in epithelial cells.




Staining of human oral mucosa shows strong nuclear positivity in epithelial cells.



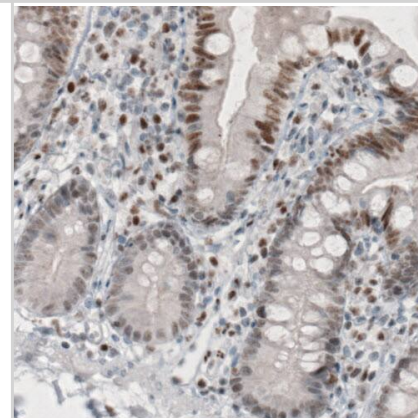
Staining of human skeletal muscle shows absence of immunoreactivity (negative control).



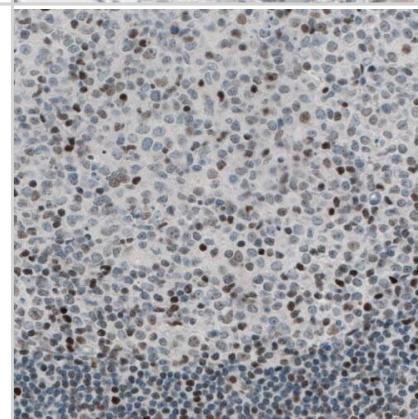
Analysis in HEK293 cells transfected with control siRNA, target specific siRNA probe #1 and #2, using Anti-TLE3 antibody. Remaining relative intensity is presented. Loading control: Anti-GAPDH.



Staining of human small intestine shows moderate nuclear immunoreactivity in glandular epithelium cells.



Staining of human tonsil shows nuclear immunoreactivity in a subset of lymphoid cells.





### **Novus Biologicals USA**

10730 E. Briarwood Avenue  
Centennial, CO 80112  
USA  
Phone: 303.730.1950  
Toll Free: 1.888.506.6887  
Fax: 303.730.1966  
nb-customerservice@bio-techne.com

### **Bio-Techne Canada**

21 Canmotor Ave  
Toronto, ON M8Z 4E6  
Canada  
Phone: 905.827.6400  
Toll Free: 855.668.8722  
Fax: 905.827.6402  
canada.inquires@bio-techne.com

### **Bio-Techne Ltd**

19 Barton Lane  
Abingdon Science Park  
Abingdon, OX14 3NB, United Kingdom  
Phone: (44) (0) 1235 529449  
Free Phone: 0800 37 34 15  
Fax: (44) (0) 1235 533420  
info.EMEA@bio-techne.com

### **General Contact Information**

www.novusbio.com  
Technical Support: nb-technical@bio-techne.com  
Orders: nb-customerservice@bio-techne.com  
General: novus@novusbio.com

### **Products Related to NBP3-43936**

---

HAF007	Goat anti-Mouse IgG Secondary Antibody [HRP]
NB7539	Goat anti-Mouse IgG (H+L) Secondary Antibody [HRP]
NBP1-97005-0.5mg	Mouse IgG1 Isotype Control (MG1)
H00007090-P01-10ug	Recombinant Human TLE3 GST (N-Term) Protein

---

### **Limitations**

This product is for research use only and is not approved for use in humans or in clinical diagnosis. Primary Antibodies are guaranteed for 1 year from date of receipt.

For more information on our 100% guarantee, please visit [www.novusbio.com/guarantee](http://www.novusbio.com/guarantee)

Earn gift cards/discounts by submitting a review: [www.novusbio.com/reviews/submit/NBP3-43936](http://www.novusbio.com/reviews/submit/NBP3-43936)

Earn gift cards/discounts by submitting a publication using this product:  
[www.novusbio.com/publications](http://www.novusbio.com/publications)

