

Product Datasheet

Occludin Antibody (CL1555) - Azide and BSA Free NBP3-43902

Unit Size: 100 ug

Store at 4C short term. Aliquot and store at -20C long term. Avoid freeze-thaw cycles.

www.novusbio.com



technical@novusbio.com

Protocols, Publications, Related Products, Reviews, Research Tools and Images at:
www.novusbio.com/NBP3-43902

Updated 3/13/2025 v.20.1

Earn rewards for product
reviews and publications.

Submit a publication at www.novusbio.com/publications

Submit a review at www.novusbio.com/reviews/destination/NBP3-43902



NBP3-43902

Occludin Antibody (CL1555) - Azide and BSA Free

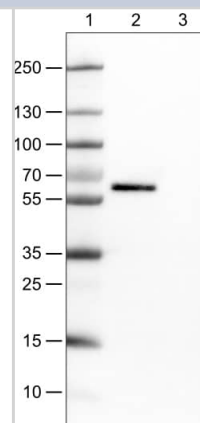
Product Information	
Unit Size	100 ug
Concentration	LYOPH mg/ml
Storage	Store at 4C short term. Aliquot and store at -20C long term. Avoid freeze-thaw cycles.
Clonality	Monoclonal
Clone	CL1555
Preservative	No Preservative
Reconstitution Instructions	Centrifuge the vial of lyophilized antibody at 12,000 x g for 20 seconds. Reconstitute by adding sterile, distilled water to achieve a final antibody concentration of 1mg/ml.
Isotype	IgG2a
Purity	Protein A purified
Buffer	Lyophilized from a 0.2 um filtered solution in PBS with Trehalose

Product Description	
Host	Mouse
Gene ID	100506658
Gene Symbol	OCLN
Species	Human
Immunogen	This antibody was generated using a recombinant protein sequence of Q16625, with the exact immunogen sequence remaining proprietary.

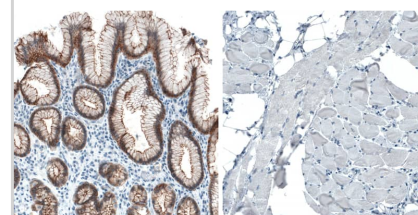
Product Application Details	
Applications	Western Blot, Immunocytochemistry/ Immunofluorescence, Immunohistochemistry-Paraffin
Recommended Dilutions	Western Blot 1 ug/ml, Immunocytochemistry/ Immunofluorescence 2-10 ug/ml, Immunohistochemistry-Paraffin 1:1000 - 1:2500
Application Notes	For IHC-Paraffin, HIER pH 6 retrieval is recommended. Immunocytochemistry/ Immunofluorescence/IF Fixation/Permeabilization: PFA/Triton X-100.

Images

Lane 1: Marker [kDa]
 Lane 2: Human cell line CACO-2
 Lane 3: Human cell line U-87

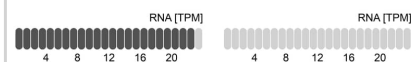


Analysis in human stomach and skeletal muscle tissues using NBP3-43902 antibody. Corresponding Occludin RNA-seq data are presented for the same tissues.

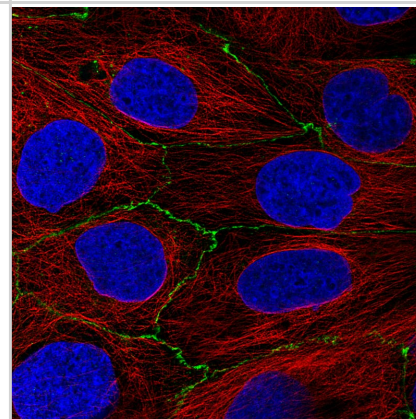


OCLN in Stomach

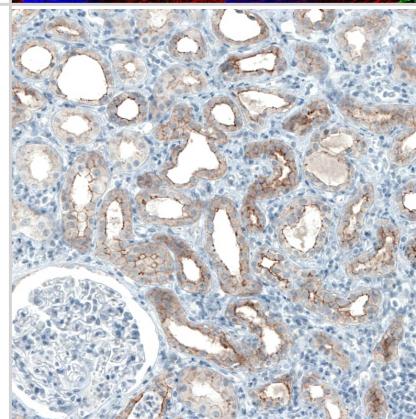
OCLN in Skeletal muscle



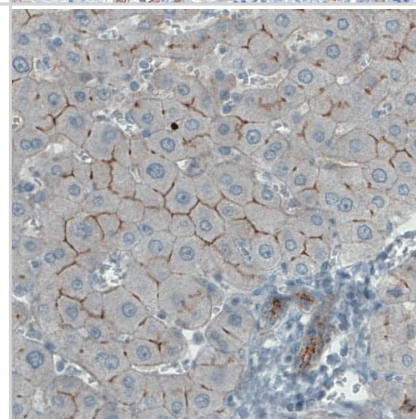
Staining of CACO-2 cells using the Anti-Occludin monoclonal antibody) .



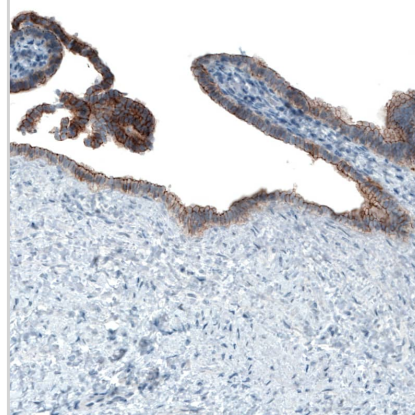
Staining of human kidney shows moderate to strong positivity in apical membrane in cells in tubules.



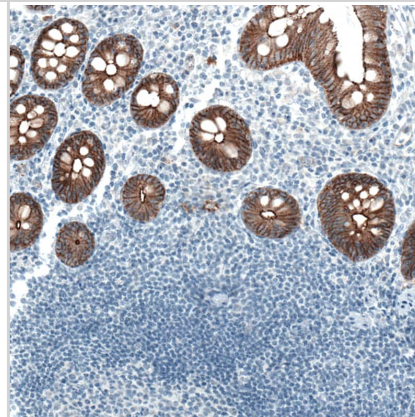
Staining of human liver shows membranous immunoreactivity in hepatocytes.



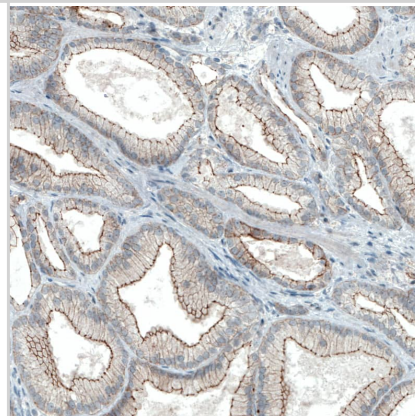
Staining of human fallopian tube shows strong positivity in apical membrane in glandular cells.



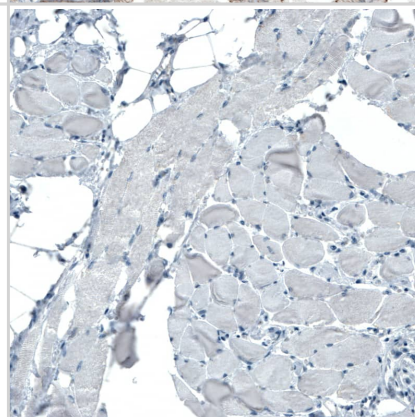
Staining of human colon shows strong membranous positivity in glandular cells.



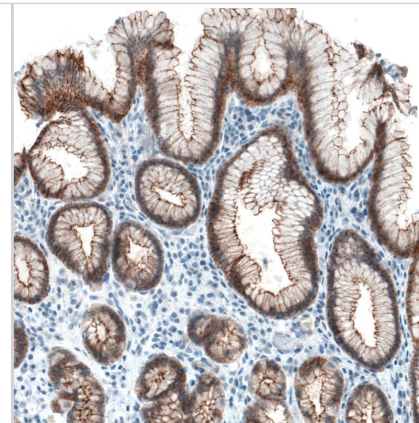
Staining of human prostate cancer shows strong apical membrane positivity in tumor cells.



Staining of human skeletal muscle shows no positivity in myocytes as expected.



Staining of human stomach shows strong positivity in apical membrane in glandular cells.





Novus Biologicals USA

10730 E. Briarwood Avenue
Centennial, CO 80112
USA
Phone: 303.730.1950
Toll Free: 1.888.506.6887
Fax: 303.730.1966
nb-customerservice@bio-techne.com

Bio-Techne Canada

21 Canmotor Ave
Toronto, ON M8Z 4E6
Canada
Phone: 905.827.6400
Toll Free: 855.668.8722
Fax: 905.827.6402
canada.inquires@bio-techne.com

Bio-Techne Ltd

19 Barton Lane
Abingdon Science Park
Abingdon, OX14 3NB, United Kingdom
Phone: (44) (0) 1235 529449
Free Phone: 0800 37 34 15
Fax: (44) (0) 1235 533420
info.EMEA@bio-techne.com

General Contact Information

www.novusbio.com
Technical Support: nb-technical@bio-techne.com
Orders: nb-customerservice@bio-techne.com
General: novus@novusbio.com

Products Related to NBP3-43902

HAF007	Goat anti-Mouse IgG Secondary Antibody [HRP]
NB720-B	Rabbit anti-Mouse IgG (H+L) Secondary Antibody [Biotin]
NBP1-96778	Mouse IgG2a Isotype Control (M2A)
H00004950-P01-10ug	Recombinant Human Occludin GST (N-Term) Protein

Limitations

This product is for research use only and is not approved for use in humans or in clinical diagnosis. Primary Antibodies are guaranteed for 1 year from date of receipt.

For more information on our 100% guarantee, please visit www.novusbio.com/guarantee

Earn gift cards/discounts by submitting a review: www.novusbio.com/reviews/submit/NBP3-43902

Earn gift cards/discounts by submitting a publication using this product:
www.novusbio.com/publications

