

Product Datasheet

GAD1/GAD67 Antibody (CL2919) - Azide and BSA Free NBP3-43814

Unit Size: 100 ul

Store at 4C short term. Aliquot and store at -20C long term. Avoid freeze-thaw cycles.

www.novusbio.com



technical@novusbio.com

Protocols, Publications, Related Products, Reviews, Research Tools and Images at:
www.novusbio.com/NBP3-43814

Updated 2/27/2025 v.20.1

**Earn rewards for product
reviews and publications.**

Submit a publication at www.novusbio.com/publications

Submit a review at www.novusbio.com/reviews/destination/NBP3-43814



NBP3-43814

GAD1/GAD67 Antibody (CL2919) - Azide and BSA Free

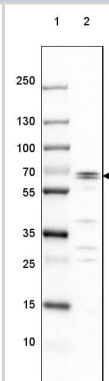
Product Information	
Unit Size	100 ul
Concentration	LYOPH mg/ml
Storage	Store at 4C short term. Aliquot and store at -20C long term. Avoid freeze-thaw cycles.
Clonality	Monoclonal
Clone	CL2919
Preservative	0.02% Sodium Azide
Reconstitution Instructions	Centrifuge the vial of lyophilized antibody at 12,000 x g for 20 seconds. Reconstitute by adding sterile, distilled water to achieve a final antibody concentration of 1mg/ml.
Isotype	IgG2b
Purity	Protein A purified
Buffer	Lyophilized in 5% Trehalose.

Product Description	
Host	Mouse
Gene ID	2571
Gene Symbol	GAD1
Species	Human, Mouse, Rat
Immunogen	This antibody was generated using a recombinant protein sequence of Q99259, with the exact immunogen sequence remaining proprietary.

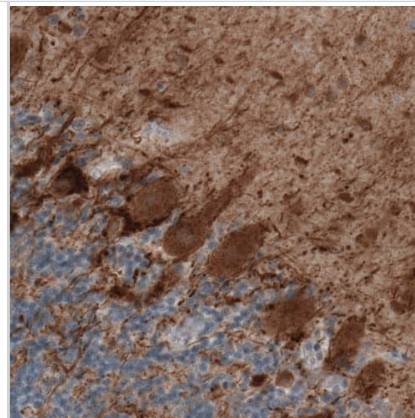
Product Application Details	
Applications	Western Blot, Immunohistochemistry-Paraffin
Recommended Dilutions	Western Blot 1 ug/ml, Immunohistochemistry-Paraffin 1:500 - 1:1000
Application Notes	For IHC-Paraffin, HIER pH 6 retrieval is recommended.

Images

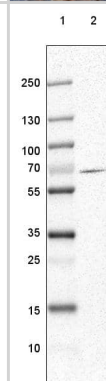
Lane 1: Marker [kDa] 250, 130, 100, 70, 55, 35, 25, 15, 10
 Lane 2: Mouse Cerebral Cortex tissue



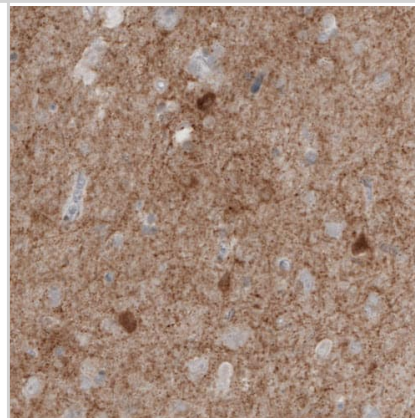
Staining of human cerebellum shows strong immunoreactivity in Purkinje cells, as well as in fibers in granular and molecular layers.



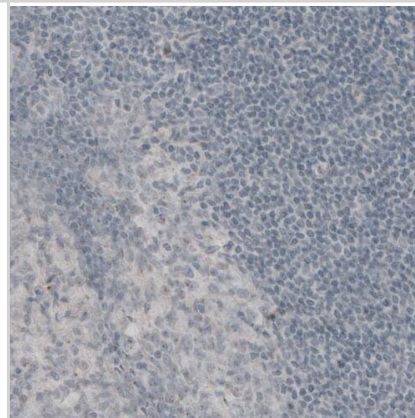
Lane 1: Marker [kDa] 250, 130, 100, 70, 55, 35, 25, 15, 10
Lane 2: Human Cerebral Cortex tissue



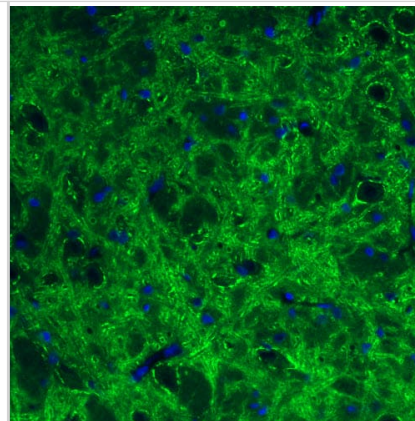
Staining of human cerebral cortex shows immunoreactivity in neuropil and in some neuronal cells.



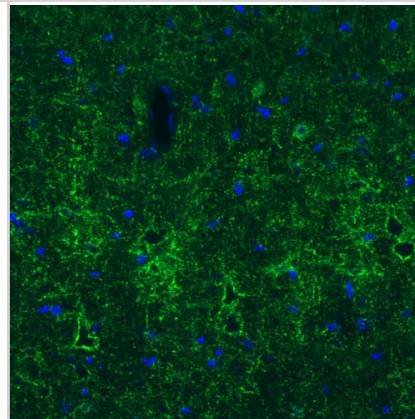
Staining of human tonsil shows absence of immunoreactivity (negative control).



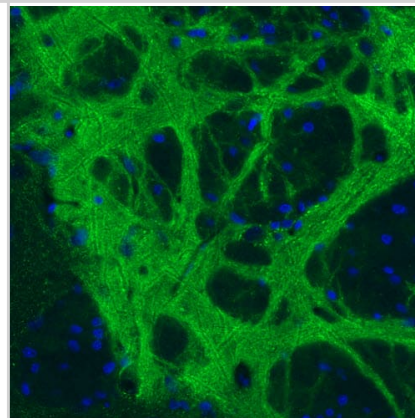
Staining of rat substantia nigra shows strong immunoreactivity in GABAergic fibers.



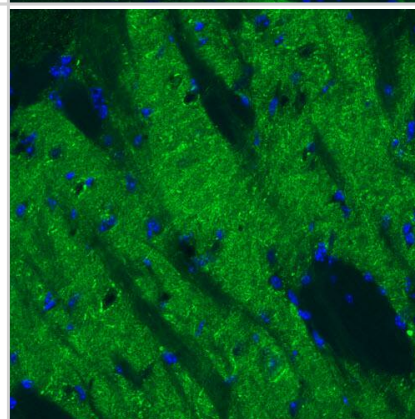
Staining of mouse cerebral cortex shows strong immunoreactivity in GABAergic synapses on pyramidal neurons.



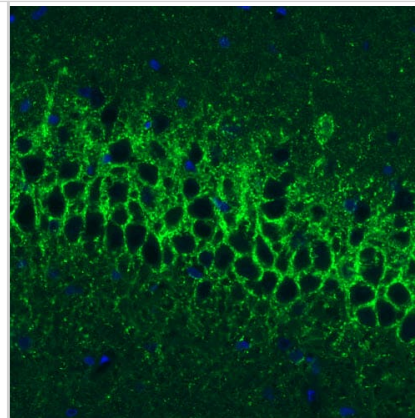
Staining of rat globus pallidus shows strong positivity in GABAergic fibers.



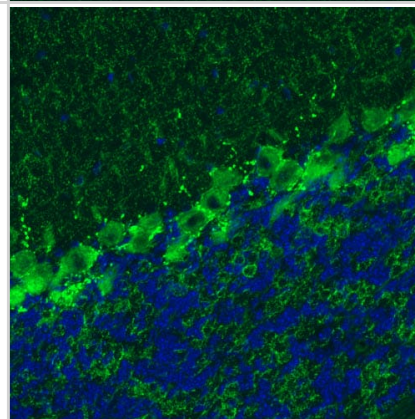
Staining of mouse globus pallidus shows strong positivity in GABAergic fibers.



Staining of rat hippocampal formation shows strong positivity in GABAergic fibers in the CA1 area.



Staining of mouse cerebellum shows moderate immunoreactivity in Purkinje cells, as well as in fibers in granular and molecular layers.





Novus Biologicals USA

10730 E. Briarwood Avenue
Centennial, CO 80112
USA
Phone: 303.730.1950
Toll Free: 1.888.506.6887
Fax: 303.730.1966
nb-customerservice@bio-techne.com

Bio-Techne Canada

21 Canmotor Ave
Toronto, ON M8Z 4E6
Canada
Phone: 905.827.6400
Toll Free: 855.668.8722
Fax: 905.827.6402
canada.inquires@bio-techne.com

Bio-Techne Ltd

19 Barton Lane
Abingdon Science Park
Abingdon, OX14 3NB, United Kingdom
Phone: (44) (0) 1235 529449
Free Phone: 0800 37 34 15
Fax: (44) (0) 1235 533420
info.EMEA@bio-techne.com

General Contact Information

www.novusbio.com
Technical Support: nb-technical@bio-techne.com
Orders: nb-customerservice@bio-techne.com
General: novus@novusbio.com

Products Related to NBP3-43814

HAF007	Goat anti-Mouse IgG Secondary Antibody [HRP]
NB720-B	Rabbit anti-Mouse IgG (H+L) Secondary Antibody [Biotin]
NBP2-27231	Mouse IgG2b Isotype Control (MPC-11)
NBP2-51849-0.1mg	Recombinant Human GAD1/GAD67 His Protein

Limitations

This product is for research use only and is not approved for use in humans or in clinical diagnosis. Primary Antibodies are guaranteed for 1 year from date of receipt.

For more information on our 100% guarantee, please visit www.novusbio.com/guarantee

Earn gift cards/discounts by submitting a review: www.novusbio.com/reviews/submit/NBP3-43814

Earn gift cards/discounts by submitting a publication using this product:
www.novusbio.com/publications

