

Product Datasheet

CNPase Antibody (CL2887) - Azide and BSA Free NBP3-43808

Unit Size: 100 ug

Store at 4C short term. Aliquot and store at -20C long term. Avoid freeze-thaw cycles.

www.novusbio.com



technical@novusbio.com

Protocols, Publications, Related Products, Reviews, Research Tools and Images at:
www.novusbio.com/NBP3-43808

Updated 3/13/2025 v.20.1

Earn rewards for product
reviews and publications.

Submit a publication at www.novusbio.com/publications

Submit a review at www.novusbio.com/reviews/destination/NBP3-43808



NBP3-43808

CNPase Antibody (CL2887) - Azide and BSA Free

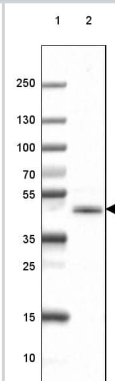
Product Information	
Unit Size	100 ug
Concentration	LYOPH mg/ml
Storage	Store at 4C short term. Aliquot and store at -20C long term. Avoid freeze-thaw cycles.
Clonality	Monoclonal
Clone	CL2887
Preservative	No Preservative
Reconstitution Instructions	Centrifuge the vial of lyophilized antibody at 12,000 x g for 20 seconds. Reconstitute by adding sterile, distilled water to achieve a final antibody concentration of 1mg/ml.
Isotype	IgG2b
Purity	Protein A purified
Buffer	Lyophilized from a 0.2 um filtered solution in PBS with Trehalose

Product Description	
Host	Mouse
Gene ID	1267
Gene Symbol	CNP
Species	Human, Mouse, Rat
Immunogen	This antibody was generated using a recombinant protein sequence of P09543, with the exact immunogen sequence remaining proprietary.

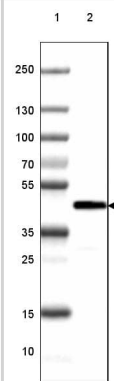
Product Application Details	
Applications	Western Blot, Immunocytochemistry/ Immunofluorescence, Immunohistochemistry-Paraffin
Recommended Dilutions	Western Blot 1 ug/ml, Immunocytochemistry/ Immunofluorescence 2-10 ug/ml, Immunohistochemistry-Paraffin 1:10000 - 1:20000
Application Notes	For IHC-Paraffin, HIER pH 6 retrieval is recommended. Immunocytochemistry/ Immunofluorescence/IF Fixation/Permeabilization: PFA/Triton X-100.

Images

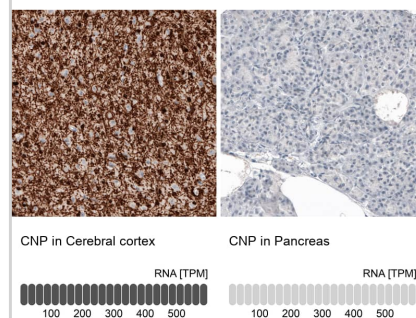
Lane 1: Marker [kDa] 250, 130, 100, 70, 55, 35, 25, 15, 10
 Lane 2: Mouse Cerebral Cortex tissue



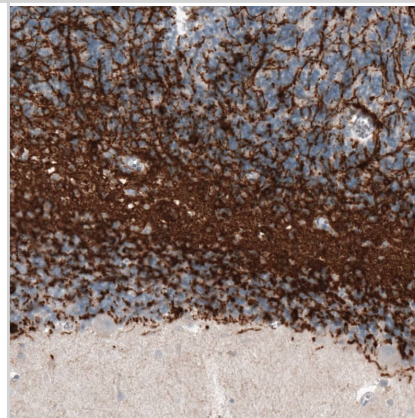
Lane 1: Marker [kDa] 250, 130, 100, 70, 55, 35, 25, 15, 10
 Lane 2: Human Cerebral Cortex tissue




Analysis in human cerebral cortex and pancreas tissues using NBP3-43808 antibody. Corresponding CNPase RNA-seq data are presented for the same tissues.



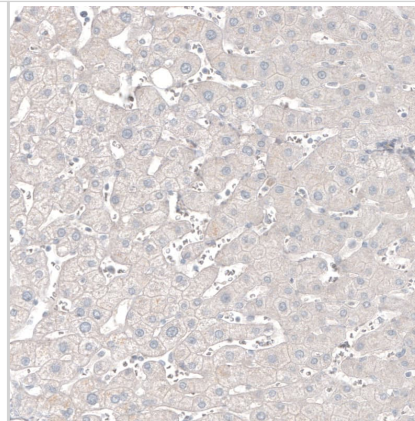
Staining of human cerebellum shows strong positivity in oligodendrocytes.



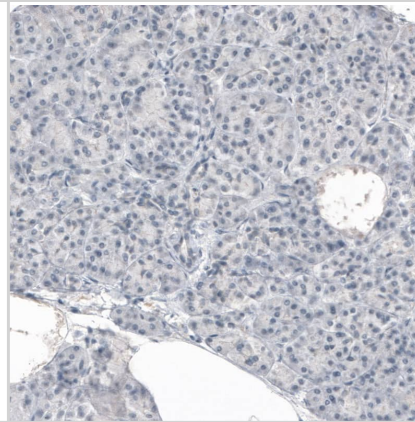
Staining of human cerebral cortex shows strong positivity in oligodendrocytes.



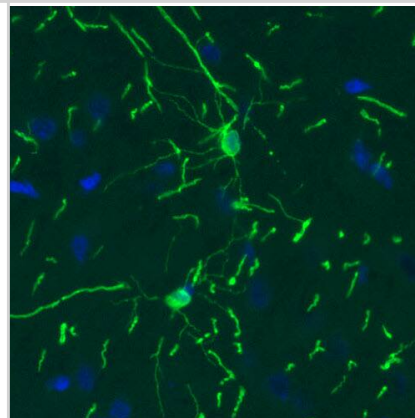
Staining of human liver shows no positivity in hepatocytes as expected.



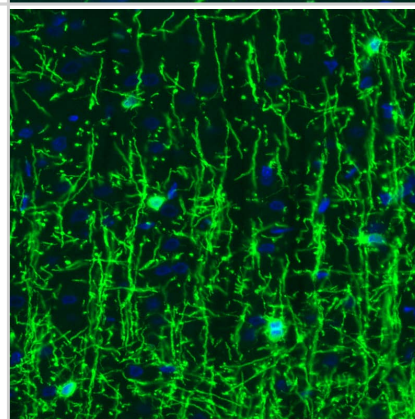
Staining of human pancreas shows no positivity in exocrine glandular cells as expected.



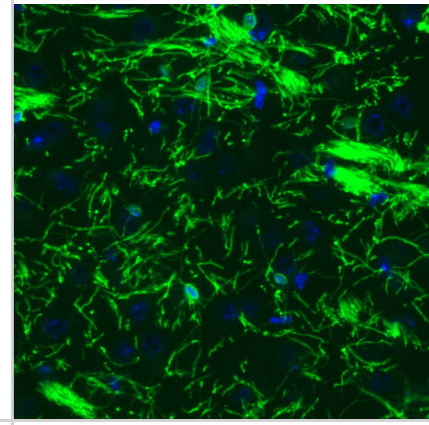
Staining of rat cerebral cortex shows strong immunoreactivity in single oligodendrocytes.



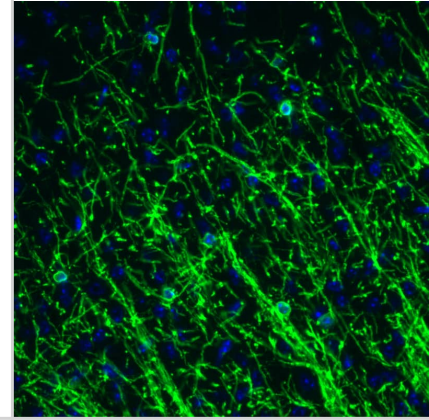
Staining of rat brain shows strong positivity in oligodendrocytes in cerebral cortex.



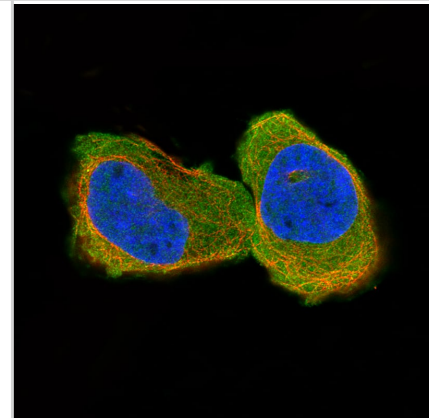
Staining of mouse brain shows strong positivity in oligodendrocytes in the amygdala.



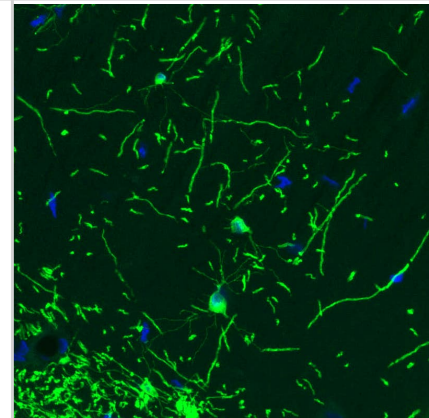
Staining of mouse brain shows strong positivity in oligodendrocytes in the cerebral cortex.



Staining of RH-30 cells using the Anti-CNPase monoclonal antibody).



Staining of rat brain shows strong positivity in oligodendrocytes in the hippocampus.





Novus Biologicals USA

10730 E. Briarwood Avenue
Centennial, CO 80112
USA
Phone: 303.730.1950
Toll Free: 1.888.506.6887
Fax: 303.730.1966
nb-customerservice@bio-techne.com

Bio-Techne Canada

21 Canmotor Ave
Toronto, ON M8Z 4E6
Canada
Phone: 905.827.6400
Toll Free: 855.668.8722
Fax: 905.827.6402
canada.inquires@bio-techne.com

Bio-Techne Ltd

19 Barton Lane
Abingdon Science Park
Abingdon, OX14 3NB, United Kingdom
Phone: (44) (0) 1235 529449
Free Phone: 0800 37 34 15
Fax: (44) (0) 1235 533420
info.EMEA@bio-techne.com

General Contact Information

www.novusbio.com
Technical Support: nb-technical@bio-techne.com
Orders: nb-customerservice@bio-techne.com
General: novus@novusbio.com

Products Related to NBP3-43808

HAF007	Goat anti-Mouse IgG Secondary Antibody [HRP]
NB720-B	Rabbit anti-Mouse IgG (H+L) Secondary Antibody [Biotin]
NBP2-27231	Mouse IgG2b Isotype Control (MPC-11)
H00001267-P01-10ug	Recombinant Human CNPase GST (N-Term) Protein

Limitations

This product is for research use only and is not approved for use in humans or in clinical diagnosis. Primary Antibodies are guaranteed for 1 year from date of receipt.

For more information on our 100% guarantee, please visit www.novusbio.com/guarantee

Earn gift cards/discounts by submitting a review: www.novusbio.com/reviews/submit/NBP3-43808

Earn gift cards/discounts by submitting a publication using this product:
www.novusbio.com/publications

