

# Product Datasheet

## VGLUT2 Antibody (CL2952) - Azide and BSA Free NBP3-43789

Unit Size: 100 ug

Store at 4C short term. Aliquot and store at -20C long term. Avoid freeze-thaw cycles.

[www.novusbio.com](http://www.novusbio.com)



[technical@novusbio.com](mailto:technical@novusbio.com)

Protocols, Publications, Related Products, Reviews, Research Tools and Images at:  
[www.novusbio.com/NBP3-43789](http://www.novusbio.com/NBP3-43789)

Updated 3/13/2025 v.20.1

Earn rewards for product  
reviews and publications.

Submit a publication at [www.novusbio.com/publications](http://www.novusbio.com/publications)

Submit a review at [www.novusbio.com/reviews/destination/NBP3-43789](http://www.novusbio.com/reviews/destination/NBP3-43789)



**NBP3-43789**

VGLUT2 Antibody (CL2952) - Azide and BSA Free

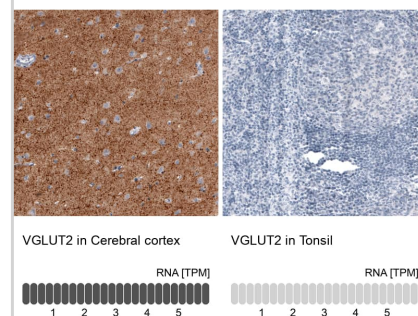
Product Information	
Unit Size	100 ug
Concentration	LYOPH mg/ml
Storage	Store at 4C short term. Aliquot and store at -20C long term. Avoid freeze-thaw cycles.
Clonality	Monoclonal
Clone	CL2952
Preservative	No Preservative
Reconstitution Instructions	Centrifuge the vial of lyophilized antibody at 12,000 x g for 20 seconds. Reconstitute by adding sterile, distilled water to achieve a final antibody concentration of 1mg/ml.
Isotype	IgG1
Purity	Protein A purified
Buffer	Lyophilized from a 0.2 um filtered solution in PBS with Trehalose

Product Description	
Host	Mouse
Gene ID	57084
Gene Symbol	SLC17A6
Species	Human, Mouse, Rat, Rhesus Macaque
Reactivity Notes	Use in Rhesus Macaque reported in scientific publication (PMID: 32337749) used in alternate format NBP2-46641.
Immunogen	This antibody was generated using a recombinant protein sequence of Q9P2U8, with the exact immunogen sequence remaining proprietary.

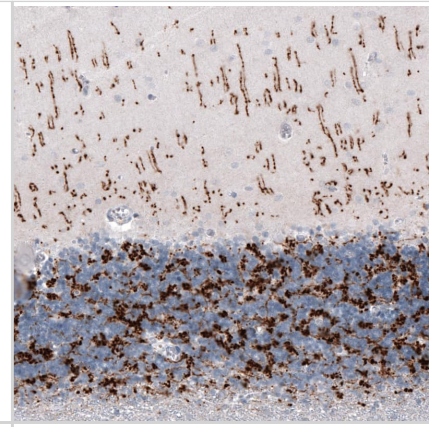
Product Application Details	
Applications	Immunohistochemistry, Immunohistochemistry-Paraffin
Recommended Dilutions	Immunohistochemistry 1:1000 - 1:2500, Immunohistochemistry-Paraffin 1:1000 - 1:2500
Application Notes	For IHC-Paraffin, HIER pH 6 retrieval is recommended.

**Images**

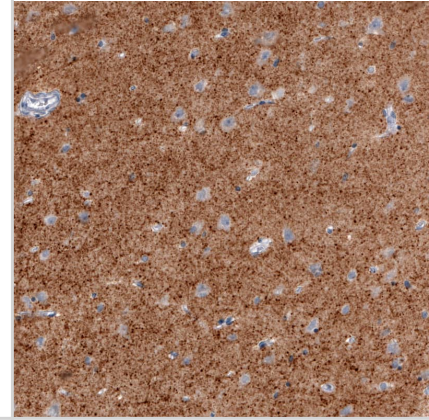
Analysis in human cerebral cortex and tonsil tissues using NBP3-43789 antibody. Corresponding VGLUT2 RNA-seq data are presented for the same tissues.



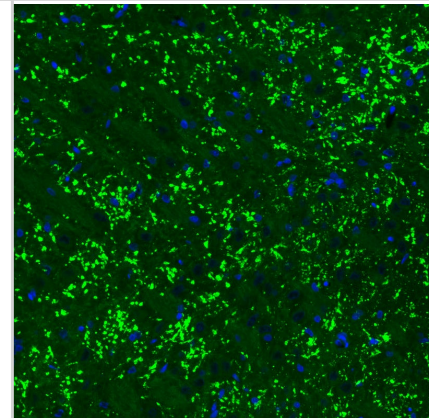
Staining of human cerebellum shows strong positivity in glutamatergic fibers in molecular and granular layers.



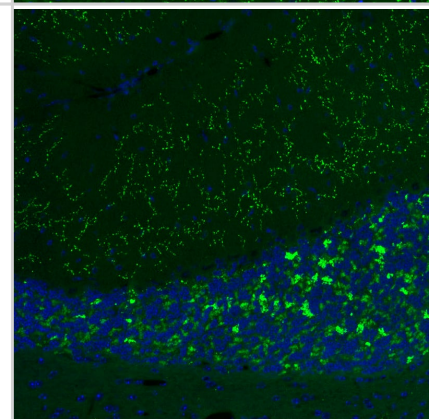
Staining of human cerebral cortex shows strong positivity in neuropil.



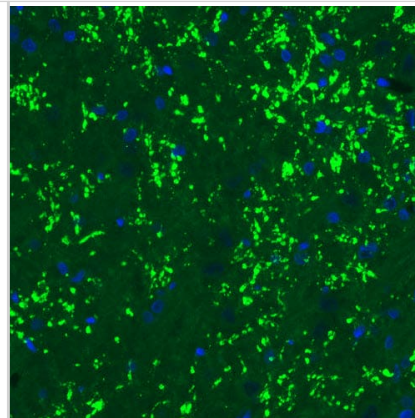
Staining of rat brain shows strong positivity in glutamatergic synapses in the thalamus.



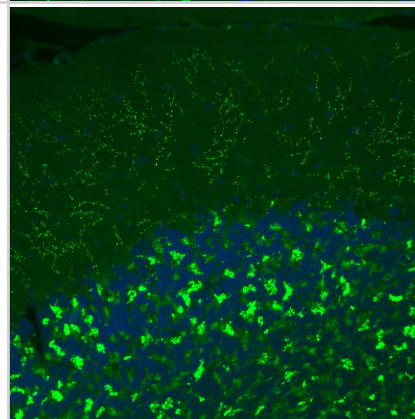
Staining of mouse cerebellum shows moderate to strong positivity in glutamatergic fibers in granular and molecular layers..



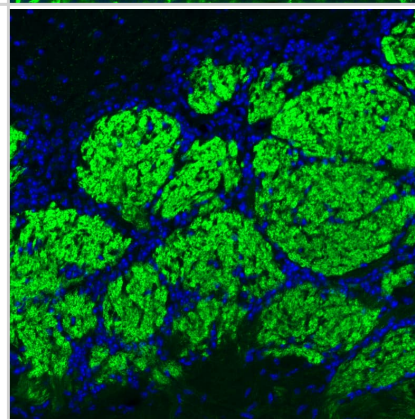
Staining of rat thalamus shows strong immunoreactivity in glutamatergic synapses.



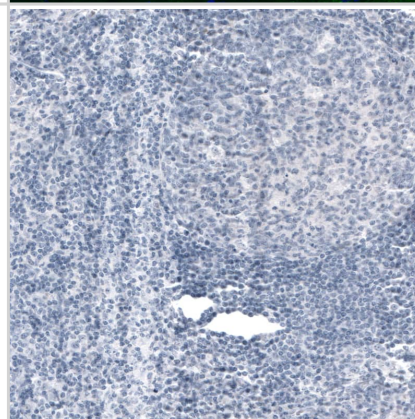
Staining of rat brain shows moderate to strong positivity in glutamatergic fibers in granular and molecular layers of the cerebellum.



Staining of mouse olfactory bulb shows strong positivity in glutamatergic fibers in the glomerular layer.



Staining of human tonsil shows no positivity in lymphoid cells as expected.





### **Novus Biologicals USA**

10730 E. Briarwood Avenue  
Centennial, CO 80112  
USA  
Phone: 303.730.1950  
Toll Free: 1.888.506.6887  
Fax: 303.730.1966  
nb-customerservice@bio-techne.com

### **Bio-Techne Canada**

21 Canmotor Ave  
Toronto, ON M8Z 4E6  
Canada  
Phone: 905.827.6400  
Toll Free: 855.668.8722  
Fax: 905.827.6402  
canada.inquires@bio-techne.com

### **Bio-Techne Ltd**

19 Barton Lane  
Abingdon Science Park  
Abingdon, OX14 3NB, United Kingdom  
Phone: (44) (0) 1235 529449  
Free Phone: 0800 37 34 15  
Fax: (44) (0) 1235 533420  
info.EMEA@bio-techne.com

### **General Contact Information**

www.novusbio.com  
Technical Support: nb-technical@bio-techne.com  
Orders: nb-customerservice@bio-techne.com  
General: novus@novusbio.com

### **Products Related to NBP3-43789**

---

HAF007	Goat anti-Mouse IgG Secondary Antibody [HRP]
NB720-B	Rabbit anti-Mouse IgG (H+L) Secondary Antibody [Biotin]
NBP1-97005-0.5mg	Mouse IgG1 Isotype Control (MG1)
NBP2-46641PEP	VGLUT2 Recombinant Protein Antigen

---

### **Limitations**

This product is for research use only and is not approved for use in humans or in clinical diagnosis. Primary Antibodies are guaranteed for 1 year from date of receipt.

For more information on our 100% guarantee, please visit [www.novusbio.com/guarantee](http://www.novusbio.com/guarantee)

Earn gift cards/discounts by submitting a review: [www.novusbio.com/reviews/submit/NBP3-43789](http://www.novusbio.com/reviews/submit/NBP3-43789)

Earn gift cards/discounts by submitting a publication using this product:  
[www.novusbio.com/publications](http://www.novusbio.com/publications)

