

Product Datasheet

CD38 Antibody (CL15572) [Unconjugated] NBP3-43674-100ul

Unit Size: 100 ul

Store at 4C short term. Aliquot and store at -20C long term. Avoid freeze-thaw cycles.

www.novusbio.com



technical@novusbio.com

Protocols, Publications, Related Products, Reviews, Research Tools and Images at:
www.novusbio.com/NBP3-43674

Updated 2/27/2025 v.20.1

Earn rewards for product
reviews and publications.

Submit a publication at www.novusbio.com/publications

Submit a review at www.novusbio.com/reviews/destination/NBP3-43674



NBP3-43674-100ul

CD38 Antibody (CL15572) [Unconjugated]

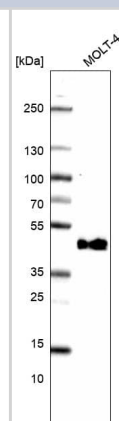
Product Information	
Unit Size	100 ul
Concentration	1 mg/ml
Storage	Store at 4C short term. Aliquot and store at -20C long term. Avoid freeze-thaw cycles.
Clonality	Monoclonal
Clone	CL15572
Preservative	0.02% Sodium Azide
Isotype	IgG1
Conjugate	Unconjugated
Purity	Protein A purified
Buffer	PBS, pH 7.2, 40% glycerol

Product Description	
Host	Mouse
Gene ID	952
Gene Symbol	CD38
Species	Human
Immunogen	This antibody was generated using a recombinant protein sequence of P28907, with the exact immunogen sequence remaining proprietary.

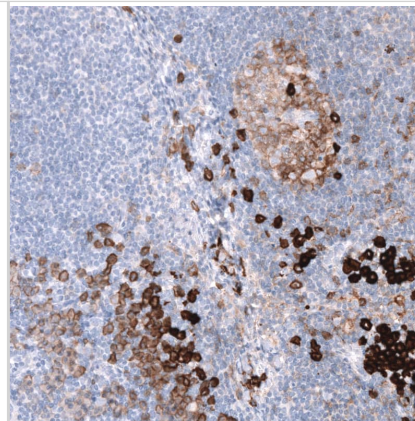
Product Application Details	
Applications	Western Blot, Immunohistochemistry, Immunohistochemistry-Paraffin
Recommended Dilutions	Western Blot 1 ug/ml, Immunohistochemistry 1:2500 - 1:5000, Immunohistochemistry-Paraffin 1:2500 - 1:5000
Application Notes	For IHC-Paraffin, HIER pH 6 retrieval is recommended.

Images

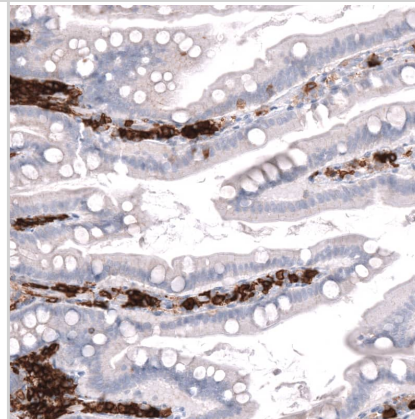
Analysis in human cell line MOLT-4.



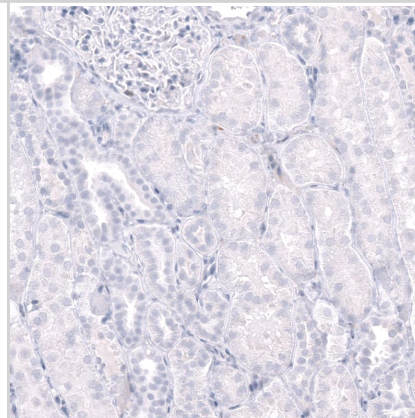
Staining of human lymph node shows strong membranous positivity in non-germinal center cells and moderate membranous positivity in germinal center cells.



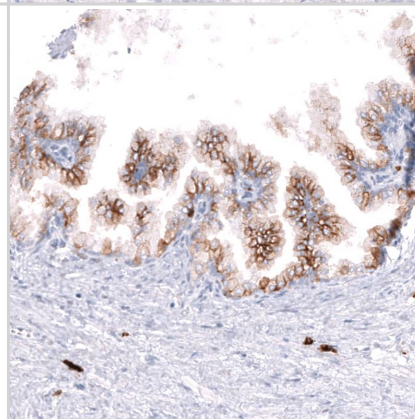
Staining of human duodenum shows strong membranous positivity in lymphoid cells.



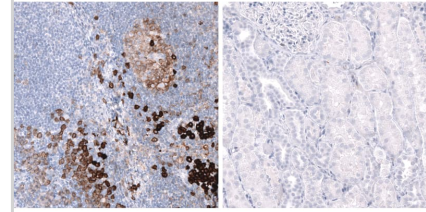
Staining of human kidney shows no positivity in cells in tubules as expected.



Staining of human prostate shows strong membranous positivity in glandular cells.

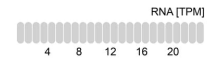


Analysis in human lymph node and kidney tissues using NBP3-43674 antibody. Corresponding CD38 RNA-seq data are presented for the same tissues.



CD38 in Lymph node

CD38 in Kidney





Novus Biologicals USA

10730 E. Briarwood Avenue
Centennial, CO 80112
USA
Phone: 303.730.1950
Toll Free: 1.888.506.6887
Fax: 303.730.1966
nb-customerservice@bio-techne.com

Bio-Techne Canada

21 Canmotor Ave
Toronto, ON M8Z 4E6
Canada
Phone: 905.827.6400
Toll Free: 855.668.8722
Fax: 905.827.6402
canada.inquires@bio-techne.com

Bio-Techne Ltd

19 Barton Lane
Abingdon Science Park
Abingdon, OX14 3NB, United Kingdom
Phone: (44) (0) 1235 529449
Free Phone: 0800 37 34 15
Fax: (44) (0) 1235 533420
info.EMEA@bio-techne.com

General Contact Information

www.novusbio.com
Technical Support: nb-technical@bio-techne.com
Orders: nb-customerservice@bio-techne.com
General: novus@novusbio.com

Products Related to NBP3-43674-100ul

NBP2-52339-0.05mg	Recombinant Human CD38 His Protein
210-TA-005	TNF-alpha [Unconjugated]
2404-AC-010	CD38 [Unconjugated]
M6000B-1	IL-6 [HRP]

Limitations

This product is for research use only and is not approved for use in humans or in clinical diagnosis. Primary Antibodies are guaranteed for 1 year from date of receipt.

For more information on our 100% guarantee, please visit www.novusbio.com/guarantee

Earn gift cards/discounts by submitting a review: www.novusbio.com/reviews/submit/NBP3-43674

Earn gift cards/discounts by submitting a publication using this product:
www.novusbio.com/publications

