

# Product Datasheet

## SLP-2 Antibody (5D10) - BSA Free NBP3-43042

Unit Size: 100 ug

Store at -20C. Avoid freeze-thaw cycles.

[www.novusbio.com](http://www.novusbio.com)



[technical@novusbio.com](mailto:technical@novusbio.com)

Protocols, Publications, Related Products, Reviews, Research Tools and Images at:  
[www.novusbio.com/NBP3-43042](http://www.novusbio.com/NBP3-43042)

Updated 9/9/2025 v.20.1

Earn rewards for product  
reviews and publications.

Submit a publication at [www.novusbio.com/publications](http://www.novusbio.com/publications)

Submit a review at [www.novusbio.com/reviews/destination/NBP3-43042](http://www.novusbio.com/reviews/destination/NBP3-43042)



**NBP3-43042**

SLP-2 Antibody (5D10) - BSA Free

<b>Product Information</b>	
<b>Unit Size</b>	100 ug
<b>Concentration</b>	Please see the vial label for concentration. If unlisted please contact technical services.
<b>Storage</b>	Store at -20C. Avoid freeze-thaw cycles.
<b>Clonality</b>	Monoclonal
<b>Clone</b>	5D10
<b>Preservative</b>	0.02% Sodium Azide
<b>Isotype</b>	IgG2a
<b>Purity</b>	Protein A or G purified
<b>Buffer</b>	PBS (pH 7.3), 50% glycerol
<b>Target Molecular Weight</b>	39 kDa

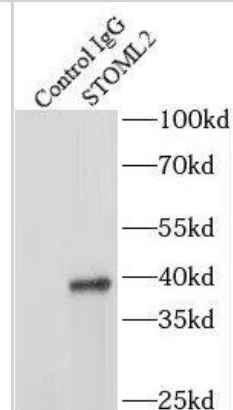
<b>Product Description</b>	
<b>Description</b>	Novus Biologicals Mouse SLP-2 Antibody (5D10) - BSA Free (NBP3-43042) is a monoclonal antibody validated for use in IHC, WB, ELISA and IP. All Novus Biologicals antibodies are covered by our 100% guarantee.
<b>Host</b>	Mouse
<b>Gene ID</b>	30968
<b>Gene Symbol</b>	STOML2
<b>Species</b>	Human, Mouse, Rat
<b>Immunogen</b>	stomatin(EPB72)-like 2 - (Uniprot# Q9UJZ1)

<b>Product Application Details</b>	
<b>Applications</b>	Western Blot, ELISA, Immunohistochemistry, Immunoprecipitation
<b>Recommended Dilutions</b>	Western Blot 1:2000 - 1:10000, ELISA, Immunohistochemistry 1:50 - 1:500, Immunoprecipitation 1:500 - 1:1000

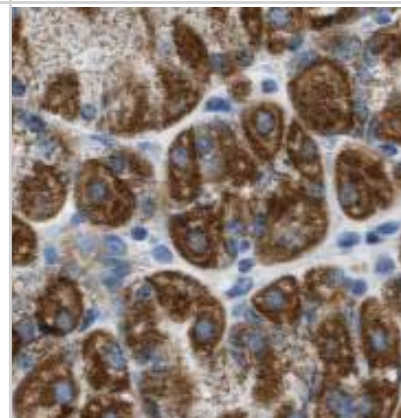


## Images

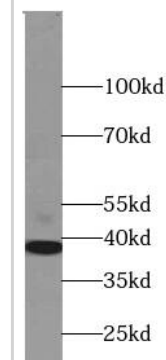
Immunoprecipitation: SLP-2 Antibody (5D10) [NBP3-43042] - IP Result of anti-SLP-2 (IP:FNab08347, 4ug; Detection:FNab08347 1:1000) with mouse brain tissue lysate 4000ug.



Immunohistochemistry: SLP-2 Antibody (5D10) [NBP3-43042] - Immunohistochemistry of paraffin-embedded human stomach cancer tissue slide using (SLP-2 Antibody) at dilution of 1:400 heat mediated antigen retrieved with Tris-EDTA buffer(pH9).



Western Blot: SLP-2 Antibody (5D10) [NBP3-43042] - HepG2 cells were subjected to SDS PAGE followed by western blot with (SLP-2 antibody) at dilution of 1:1000





### **Novus Biologicals USA**

10730 E. Briarwood Avenue  
Centennial, CO 80112  
USA  
Phone: 303.730.1950  
Toll Free: 1.888.506.6887  
Fax: 303.730.1966  
nb-customerservice@bio-techne.com

### **Bio-Techne Canada**

21 Canmotor Ave  
Toronto, ON M8Z 4E6  
Canada  
Phone: 905.827.6400  
Toll Free: 855.668.8722  
Fax: 905.827.6402  
canada.inquires@bio-techne.com

### **Bio-Techne Ltd**

19 Barton Lane  
Abingdon Science Park  
Abingdon, OX14 3NB, United Kingdom  
Phone: (44) (0) 1235 529449  
Free Phone: 0800 37 34 15  
Fax: (44) (0) 1235 533420  
info.EMEA@bio-techne.com

### **General Contact Information**

www.novusbio.com  
Technical Support: nb-technical@bio-techne.com  
Orders: nb-customerservice@bio-techne.com  
General: novus@novusbio.com

### **Products Related to NBP3-43042**

---

NBP2-33376H	Blue Marker Antibody (6F4-F6) [HRP]
HAF007	Goat anti-Mouse IgG Secondary Antibody [HRP]
NB7539	Goat anti-Mouse IgG (H+L) Secondary Antibody [HRP]
NBP1-96778	Mouse IgG2a Isotype Control (M2A)

---

### **Limitations**

This product is for research use only and is not approved for use in humans or in clinical diagnosis. Primary Antibodies are guaranteed for 1 year from date of receipt.

For more information on our 100% guarantee, please visit [www.novusbio.com/guarantee](http://www.novusbio.com/guarantee)

Earn gift cards/discounts by submitting a review: [www.novusbio.com/reviews/submit/NBP3-43042](http://www.novusbio.com/reviews/submit/NBP3-43042)

Earn gift cards/discounts by submitting a publication using this product:  
[www.novusbio.com/publications](http://www.novusbio.com/publications)

