

Product Datasheet

Cullin 4a Antibody (5A7) - BSA Free NBP3-42951

Unit Size: 100 ug

Store at -20C. Avoid freeze-thaw cycles.

www.novusbio.com



technical@novusbio.com

Protocols, Publications, Related Products, Reviews, Research Tools and Images at:
www.novusbio.com/NBP3-42951

Updated 9/9/2025 v.20.1

Earn rewards for product
reviews and publications.

Submit a publication at www.novusbio.com/publications

Submit a review at www.novusbio.com/reviews/destination/NBP3-42951



NBP3-42951

Cullin 4a Antibody (5A7) - BSA Free

Product Information	
Unit Size	100 ug
Concentration	Please see the vial label for concentration. If unlisted please contact technical services.
Storage	Store at -20C. Avoid freeze-thaw cycles.
Clonality	Monoclonal
Clone	5A7
Preservative	0.02% Sodium Azide
Isotype	IgG1
Purity	Protein A or G purified
Buffer	PBS (pH 7.3), 50% glycerol

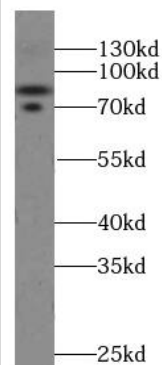
Product Description	
Description	Novus Biologicals Mouse Cullin 4a Antibody (5A7) - BSA Free (NBP3-42951) is a monoclonal antibody validated for use in IHC, WB, ELISA, ICC/IF and IP. All Novus Biologicals antibodies are covered by our 100% guarantee.
Host	Mouse
Gene ID	8451
Gene Symbol	CUL4A
Species	Human, Mouse, Rat, Monkey
Immunogen	cullin 4A - (Uniprot# Q13619)

Product Application Details	
Applications	Western Blot, ELISA, Immunocytochemistry/ Immunofluorescence, Immunohistochemistry, Immunoprecipitation
Recommended Dilutions	Western Blot 1:500 - 1:2000, ELISA, Immunohistochemistry 1:20 - 1:200, Immunocytochemistry/ Immunofluorescence 1:20 - 1:200, Immunoprecipitation 1:500 - 1:1000

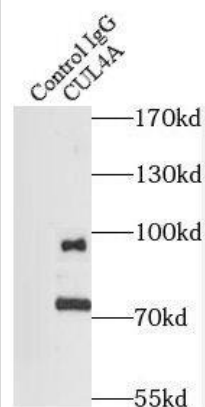


Images

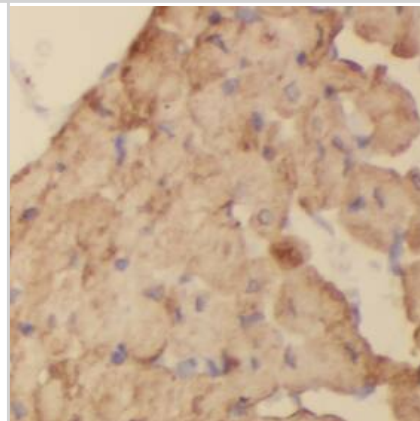
Western Blot: Cullin 4a Antibody (5A7) [NBP3-42951] - HeLa cells were subjected to SDS PAGE followed by western blot with (Cullin 4a antibody) at dilution of 1:500



Immunoprecipitation: Cullin 4a Antibody (5A7) [NBP3-42951] - IP Result of anti-Cullin 4a (IP:FNab02077, 4ug; Detection:FNab02077 1:500) with MCF-7 cells lysate 2800ug.



Immunohistochemistry: Cullin 4a Antibody (5A7) [NBP3-42951] - Immunohistochemistry of paraffin-embedded human heart tissue slide using (Cullin 4a Antibody) at dilution of 1:200





Novus Biologicals USA

10730 E. Briarwood Avenue
Centennial, CO 80112
USA
Phone: 303.730.1950
Toll Free: 1.888.506.6887
Fax: 303.730.1966
nb-customerservice@bio-techne.com

Bio-Techne Canada

21 Canmotor Ave
Toronto, ON M8Z 4E6
Canada
Phone: 905.827.6400
Toll Free: 855.668.8722
Fax: 905.827.6402
canada.inquires@bio-techne.com

Bio-Techne Ltd

19 Barton Lane
Abingdon Science Park
Abingdon, OX14 3NB, United Kingdom
Phone: (44) (0) 1235 529449
Free Phone: 0800 37 34 15
Fax: (44) (0) 1235 533420
info.EMEA@bio-techne.com

General Contact Information

www.novusbio.com
Technical Support: nb-technical@bio-techne.com
Orders: nb-customerservice@bio-techne.com
General: novus@novusbio.com

Products Related to NBP3-42951

NBP2-33376H	Blue Marker Antibody (6F4-F6) [HRP]
HAF007	Goat anti-Mouse IgG Secondary Antibody [HRP]
NB7539	Goat anti-Mouse IgG (H+L) Secondary Antibody [HRP]
NBP1-97005-0.5mg	Mouse IgG1 Isotype Control (MG1)

Limitations

This product is for research use only and is not approved for use in humans or in clinical diagnosis. Primary Antibodies are guaranteed for 1 year from date of receipt.

For more information on our 100% guarantee, please visit www.novusbio.com/guarantee

Earn gift cards/discounts by submitting a review: www.novusbio.com/reviews/submit/NBP3-42951

Earn gift cards/discounts by submitting a publication using this product:
www.novusbio.com/publications

