

Product Datasheet

FIGN Antibody - BSA Free NBP3-41318

Unit Size: 100 ul

Store at 4C short term. Aliquot and store at -20C long term. Avoid freeze-thaw cycles.

www.novusbio.com



technical@novusbio.com

Protocols, Publications, Related Products, Reviews, Research Tools and Images at:
www.novusbio.com/NBP3-41318

Updated 9/9/2025 v.20.1

Earn rewards for product
reviews and publications.

Submit a publication at www.novusbio.com/publications

Submit a review at www.novusbio.com/reviews/destination/NBP3-41318



NBP3-41318


FIGN Antibody - BSA Free

Product Information	
Unit Size	100 ul
Concentration	0.5 mg/ml
Storage	Store at 4C short term. Aliquot and store at -20C long term. Avoid freeze-thaw cycles.
Clonality	Polyclonal
Preservative	0.05% Proclin 300
Purity	Antigen and protein A Affinity-purified
Buffer	0.01M PBS, pH7.4, 50% glycerol
Product Description	
Description	Novus Biologicals Rabbit FIGN Antibody - BSA Free (NBP3-41318) is a polyclonal antibody validated for use in IHC and WB. All Novus Biologicals antibodies are covered by our 100% guarantee.
Host	Rabbit
Gene ID	55137
Gene Symbol	FIGN
Species	Human, Porcine
Immunogen	Immunized with recombinant Human FIGN (Uniprot#: Q5HY92; Met1-Leu308 (Uniprot#: Q5HY92)
Product Application Details	
Applications	Western Blot, Immunohistochemistry-Paraffin, Immunohistochemistry
Recommended Dilutions	Western Blot 0.5-3ug/mL, Immunohistochemistry 5-20ug/mL, Immunohistochemistry-Paraffin 5-20ug/mL




Images

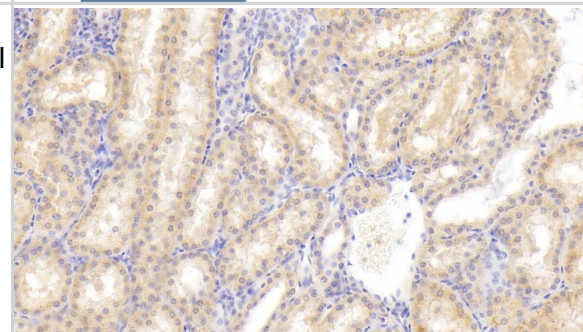
Western Blot: FIGN Antibody [NBP3-41318] - Sample: Recombinant FIGN, Human.



Western Blot: FIGN Antibody [NBP3-41318] - Sample: Lane1: Hela cell lysate; Lane2: Porcine Kidney lysate; Lane3: 293T cell lysate Primary Ab: 3ug/ml NBP3-41318; Second Ab: 0.2ug/mL HRP-Linked Caprine Anti-Rabbit IgG Polyclonal Antibody



Immunohistochemistry-Paraffin: FIGN Antibody [NBP3-41318] - DAB staining on IHC-P; Samples: Human Kidney Tissue; Primary Ab: 20ug/ml NBP3-41318; Second Ab: 2ug/mL HRP-Linked Caprine Anti-Rabbit IgG Polyclonal Antibody





Novus Biologicals USA

10730 E. Briarwood Avenue
Centennial, CO 80112
USA
Phone: 303.730.1950
Toll Free: 1.888.506.6887
Fax: 303.730.1966
nb-customerservice@bio-techne.com

Bio-Techne Canada

21 Canmotor Ave
Toronto, ON M8Z 4E6
Canada
Phone: 905.827.6400
Toll Free: 855.668.8722
Fax: 905.827.6402
canada.inquires@bio-techne.com

Bio-Techne Ltd

19 Barton Lane
Abingdon Science Park
Abingdon, OX14 3NB, United Kingdom
Phone: (44) (0) 1235 529449
Free Phone: 0800 37 34 15
Fax: (44) (0) 1235 533420
info.EMEA@bio-techne.com

General Contact Information

www.novusbio.com
Technical Support: nb-technical@bio-techne.com
Orders: nb-customerservice@bio-techne.com
General: novus@novusbio.com

Products Related to NBP3-41318

HAF008	Goat anti-Rabbit IgG Secondary Antibody [HRP]
NB7160	Goat anti-Rabbit IgG (H+L) Secondary Antibody [HRP]
233-FB-025	FGF basic/FGF2/bFGF [Unconjugated]
NBP2-06876	FIGN Overexpression Lysate

Limitations

This product is for research use only and is not approved for use in humans or in clinical diagnosis. Primary Antibodies are guaranteed for 1 year from date of receipt.

For more information on our 100% guarantee, please visit www.novusbio.com/guarantee

Earn gift cards/discounts by submitting a review: www.novusbio.com/reviews/submit/NBP3-41318

Earn gift cards/discounts by submitting a publication using this product:
www.novusbio.com/publications

