

# Product Datasheet

## BTAF1 Antibody - BSA Free

### NBP3-38188-100ul

Unit Size: 100 ul

Store at -20C. Avoid freeze-thaw cycles.

[www.novusbio.com](http://www.novusbio.com)



[technical@novusbio.com](mailto:technical@novusbio.com)

Protocols, Publications, Related Products, Reviews, Research Tools and Images at:  
[www.novusbio.com/NBP3-38188](http://www.novusbio.com/NBP3-38188)

Updated 9/9/2025 v.20.1

Earn rewards for product  
reviews and publications.

Submit a publication at [www.novusbio.com/publications](http://www.novusbio.com/publications)

Submit a review at [www.novusbio.com/reviews/destination/NBP3-38188](http://www.novusbio.com/reviews/destination/NBP3-38188)



**NBP3-38188-100ul**

BTAF1 Antibody - BSA Free

**Product Information**

<b>Unit Size</b>	100 ul
<b>Concentration</b>	Please see the vial label for concentration. If unlisted please contact technical services.
<b>Storage</b>	Store at -20C. Avoid freeze-thaw cycles.
<b>Clonality</b>	Polyclonal
<b>Preservative</b>	0.02% Sodium Azide
<b>Isotype</b>	IgG
<b>Purity</b>	Affinity purified
<b>Buffer</b>	PBS (pH 7.3), 50% glycerol
<b>Target Molecular Weight</b>	207 kDa

**Product Description**

<b>Description</b>	Novus Biologicals Rabbit BTAF1 Antibody - BSA Free (NBP3-38188) is a polyclonal antibody validated for use in WB, ELISA, IP and ChIP. All Novus Biologicals antibodies are covered by our 100% guarantee.
<b>Host</b>	Rabbit
<b>Gene ID</b>	9044
<b>Gene Symbol</b>	BTAF1
<b>Species</b>	Human, Rat
<b>Immunogen</b>	<p>Recombinant fusion protein containing a sequence corresponding to amino acids 1600-1849 of human BTAF1 (NP_003963.1).</p> <p>Sequence:  LAVQNSSLHDIQHAPKLSALKQLLLDCGLGNGSTSESGTESVVAQHRILIFCQLK  SMLDIVEHDLLKPHLPSVTYLRLDGSIPPGQRHSIVSRFNNDP SIDVLLLTTHVG  GLGLNLTGADTVVFVEHDWNPMRDLQAMDRAHRIGQKR VVN VYRLITRGTLEE  KIMGLQKF KMNIANTVISQENSSLQSMGTDQLLDLFTLDKDGKAEKADTSTSGK  ASMKSILENLSDLWDQEQYDSEYSLENFMHSLK</p>

**Product Application Details**

<b>Applications</b>	Western Blot, Chromatin Immunoprecipitation, ELISA, Immunoprecipitation
<b>Recommended Dilutions</b>	Western Blot 1:500 - 1:2000, Chromatin Immunoprecipitation 5ug antibody for 10ug-15ug of Chromatin, ELISA, Immunoprecipitation 0.5ug - 4ug antibody for 200ug - 400ug extracts of whole cells



## Images

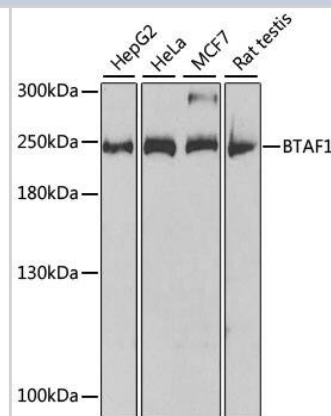
**Western Blot: BTAF1 Antibody [NBP3-38188]** - Western blot analysis of various lysates using BTAF1 Rabbit pAb at 1:1000 dilution.

Secondary antibody: HRP-conjugated Goat anti-Rabbit IgG (H+L) at 1:10000 dilution.

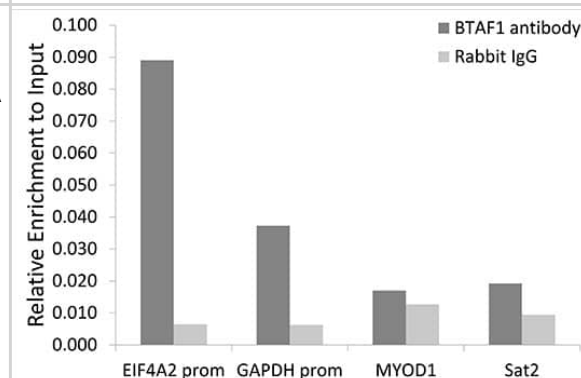
Lysates/proteins: 25ug per lane.

Blocking buffer: 3% nonfat dry milk in TBST.

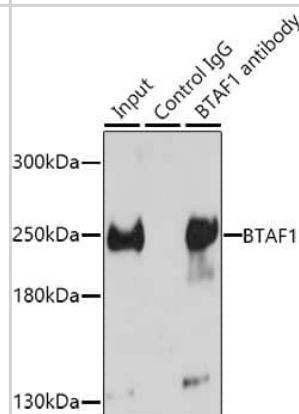
Detection: ECL Basic Kit.



**Chromatin Immunoprecipitation: BTAF1 Antibody [NBP3-38188]** - Chromatin immunoprecipitation analysis of extracts of HeLa cells, using BTAF1 antibody and rabbit IgG. The amount of immunoprecipitated DNA was checked by quantitative PCR. Histogram was constructed by the ratios of the immunoprecipitated DNA to the input.



**Immunoprecipitation: BTAF1 Antibody [NBP3-38188]** - Immunoprecipitation analysis of 150 ug extracts of HeLa cells using 3 ug BTAF1 antibody. Western blot was performed from the immunoprecipitate using BTAF1 antibody at a dilution of 1:500.





### **Novus Biologicals USA**

10730 E. Briarwood Avenue  
Centennial, CO 80112  
USA  
Phone: 303.730.1950  
Toll Free: 1.888.506.6887  
Fax: 303.730.1966  
nb-customerservice@bio-techne.com

### **Bio-Techne Canada**

21 Canmotor Ave  
Toronto, ON M8Z 4E6  
Canada  
Phone: 905.827.6400  
Toll Free: 855.668.8722  
Fax: 905.827.6402  
canada.inquires@bio-techne.com

### **Bio-Techne Ltd**

19 Barton Lane  
Abingdon Science Park  
Abingdon, OX14 3NB, United Kingdom  
Phone: (44) (0) 1235 529449  
Free Phone: 0800 37 34 15  
Fax: (44) (0) 1235 533420  
info.EMEA@bio-techne.com

### **General Contact Information**

www.novusbio.com  
Technical Support: nb-technical@bio-  
techne.com  
Orders: nb-customerservice@bio-techne.com  
General: novus@novusbio.com

### **Products Related to NBP3-38188-100ul**

---

HAF008	Goat anti-Rabbit IgG Secondary Antibody [HRP]
NB7160	Goat anti-Rabbit IgG (H+L) Secondary Antibody [HRP]
NBP2-24891	Rabbit IgG Isotype Control
NBP2-57414PEP	BTAF1 Recombinant Protein Antigen

---

### **Limitations**

This product is for research use only and is not approved for use in humans or in clinical diagnosis. Primary Antibodies are guaranteed for 1 year from date of receipt.

For more information on our 100% guarantee, please visit [www.novusbio.com/guarantee](http://www.novusbio.com/guarantee)

Earn gift cards/discounts by submitting a review: [www.novusbio.com/reviews/submit/NBP3-38188](http://www.novusbio.com/reviews/submit/NBP3-38188)

Earn gift cards/discounts by submitting a publication using this product:  
[www.novusbio.com/publications](http://www.novusbio.com/publications)

