

Product Datasheet

ARS2 Antibody - BSA Free NBP3-30547

Unit Size: 100 ug

Store at 4C. Do not freeze.

www.novusbio.com



technical@novusbio.com

Protocols, Publications, Related Products, Reviews, Research Tools and Images at:
www.novusbio.com/NBP3-30547

Updated 9/9/2025 v.20.1

Earn rewards for product
reviews and publications.

Submit a publication at www.novusbio.com/publications

Submit a review at www.novusbio.com/reviews/destination/NBP3-30547



NBP3-30547

ARS2 Antibody - BSA Free

Product Information	
Unit Size	100 ug
Concentration	Please see the vial label for concentration. If unlisted please contact technical services.
Storage	Store at 4C. Do not freeze.
Clonality	Polyclonal
Preservative	0.09% Sodium Azide
Isotype	IgG
Purity	Affinity purified
Buffer	Tris-citrate/phosphate buffer, pH 7 to 8

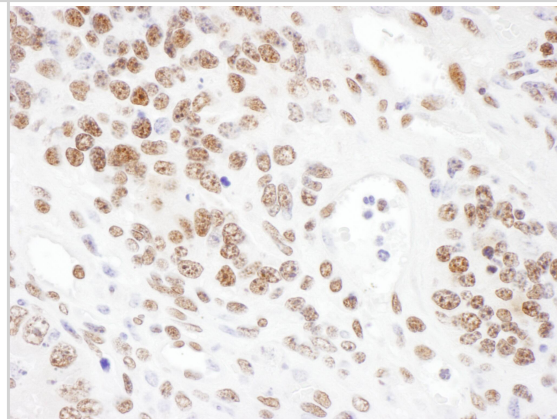
Product Description	
Description	Novus Biologicals Rabbit ARS2 Antibody - BSA Free (NBP3-30547) is a polyclonal antibody validated for use in IHC, WB and IP. All Novus Biologicals antibodies are covered by our 100% guarantee.
Host	Rabbit
Gene ID	51593
Gene Symbol	SRRT
Species	Human, Mouse
Immunogen	Between 826 and 876
Assay Type	[Assay Type]
Sample Volume	[Sample Volume]

Product Application Details	
Applications	Western Blot, Immunohistochemistry, Immunoprecipitation
Recommended Dilutions	Western Blot, Immunohistochemistry, Immunoprecipitation

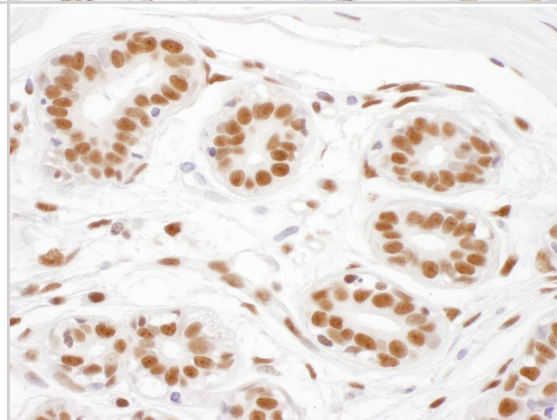


Images

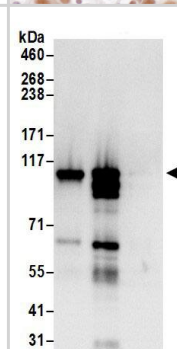
Immunohistochemistry;ARS2 Antibody[NBP3-30546]Detection of mouse ARS2 by immunohistochemistry. Sample: FFPE section of mouse teratoma. Antibody: Affinity purified rabbit anti-ARS2 used at a dilution of 1:5,000 . Detection: DAB



Immunohistochemistry;ARS2 Antibody[NBP3-30547]Detection of human ARS2 by immunohistochemistry. Sample: FFPE section of human mammary glands. Antibody: Affinity purified rabbit anti-ARS2 used at a dilution of 1:5,000 . Detection: DAB



Immunoprecipitation:ARS2 AntibodyNBP3-30547] -Detection of human ARS2 by western blot of immunoprecipitates. Samples: Whole cell lysate (0.5 or 1.0 mg per IP reaction; 20% of IP loaded) from Jurkat cells prepared using NETN lysis buffer. Antibodies: Affinity purified rabbit anti-ARS2 antibody NBP3-30547 (lot NBP3-30547-1) used for IP at 6 µg per reaction. ARS2 was also immunoprecipitated by rabbit anti-ARS2.. For blotting immunoprecipitated ARS2, NBP3-30547 was used at 1 µg/ml. Detection: Chemiluminescence with an exposure time of 3 seconds.





Novus Biologicals USA

10730 E. Briarwood Avenue
Centennial, CO 80112
USA
Phone: 303.730.1950
Toll Free: 1.888.506.6887
Fax: 303.730.1966
nb-customerservice@bio-techne.com

Bio-Techne Canada

21 Canmotor Ave
Toronto, ON M8Z 4E6
Canada
Phone: 905.827.6400
Toll Free: 855.668.8722
Fax: 905.827.6402
canada.inquires@bio-techne.com

Bio-Techne Ltd

19 Barton Lane
Abingdon Science Park
Abingdon, OX14 3NB, United Kingdom
Phone: (44) (0) 1235 529449
Free Phone: 0800 37 34 15
Fax: (44) (0) 1235 533420
info.EMEA@bio-techne.com

General Contact Information

www.novusbio.com
Technical Support: nb-technical@bio-techne.com
Orders: nb-customerservice@bio-techne.com
General: novus@novusbio.com

Products Related to NBP3-30547

HAF008	Goat anti-Rabbit IgG Secondary Antibody [HRP]
NB7160	Goat anti-Rabbit IgG (H+L) Secondary Antibody [HRP]
NBP2-24891	Rabbit IgG Isotype Control
NBP2-13382PEP	ARS2 Recombinant Protein Antigen

Limitations

This product is for research use only and is not approved for use in humans or in clinical diagnosis. Primary Antibodies are guaranteed for 1 year from date of receipt.

For more information on our 100% guarantee, please visit www.novusbio.com/guarantee

Earn gift cards/discounts by submitting a review: www.novusbio.com/reviews/submit/NBP3-30547

Earn gift cards/discounts by submitting a publication using this product:
www.novusbio.com/publications

