

Product Datasheet

SLP-76/LCP2 Antibody - BSA Free NBP3-28901

Unit Size: 100 ug

Store at 4C. Do not freeze.

www.novusbio.com



technical@novusbio.com

Protocols, Publications, Related Products, Reviews, Research Tools and Images at:
www.novusbio.com/NBP3-28901

Updated 9/9/2025 v.20.1

Earn rewards for product
reviews and publications.

Submit a publication at www.novusbio.com/publications

Submit a review at www.novusbio.com/reviews/destination/NBP3-28901



NBP3-28901

SLP-76/LCP2 Antibody - BSA Free

Product Information

Unit Size	100 ug
Concentration	Please see the vial label for concentration. If unlisted please contact technical services.
Storage	Store at 4C. Do not freeze.
Clonality	Polyclonal
Preservative	0.09% Sodium Azide
Isotype	IgG
Purity	Affinity purified
Buffer	Tris-citrate/phosphate pH 7 -8.

Product Description

Description	Novus Biologicals Rabbit SLP-76/LCP2 Antibody - BSA Free (NBP3-28901) is a polyclonal antibody validated for use in WB and IP. All Novus Biologicals antibodies are covered by our 100% guarantee.
Host	Rabbit
Gene ID	3937
Gene Symbol	LCP2
Species	Human
Immunogen	Between 225 and 275
Assay Type	[Assay Type]
Sample Volume	[Sample Volume]

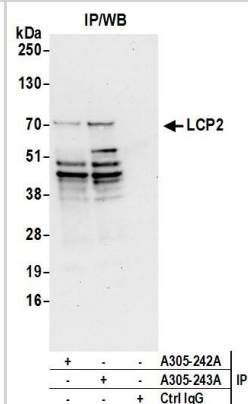
Product Application Details

Applications	Western Blot, Immunoprecipitation
Recommended Dilutions	Western Blot, Immunoprecipitation

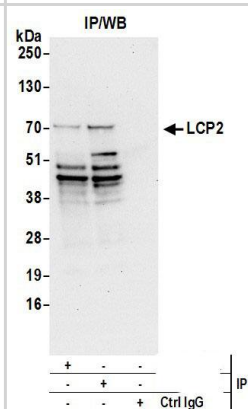


Images

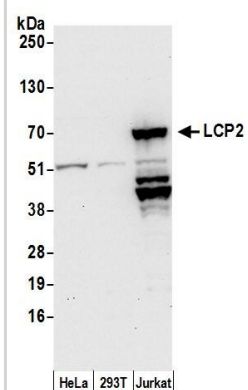
Immunoprecipitation:[NBP3-28901]-Detection of human LCP2 by western blot of immunoprecipitates. Samples: Whole cell lysate from Jurkat cells prepared using NETN lysis buffer. Antibodies: Affinity purified rabbit anti-LCP2 antibody used for IP at 6 µg per reaction. LCP2 was also immunoprecipitated by rabbit anti-LCP2 antibody. For blotting immunoprecipitated LCP2, A305-243 was used at 1 µg/ml. Detection: Chemiluminescence with an exposure time of 30 seconds.



Immunoprecipitation:[NBP3-28901]-SLP-76/LCP2 Antibody



Western Blot:[NBP3-28901]-SLP-76/LCP2 Antibody





Novus Biologicals USA

10730 E. Briarwood Avenue
Centennial, CO 80112
USA
Phone: 303.730.1950
Toll Free: 1.888.506.6887
Fax: 303.730.1966
nb-customerservice@bio-techne.com

Bio-Techne Canada

21 Canmotor Ave
Toronto, ON M8Z 4E6
Canada
Phone: 905.827.6400
Toll Free: 855.668.8722
Fax: 905.827.6402
canada.inquires@bio-techne.com

Bio-Techne Ltd

19 Barton Lane
Abingdon Science Park
Abingdon, OX14 3NB, United Kingdom
Phone: (44) (0) 1235 529449
Free Phone: 0800 37 34 15
Fax: (44) (0) 1235 533420
info.EMEA@bio-techne.com

General Contact Information

www.novusbio.com
Technical Support: nb-technical@bio-techne.com
Orders: nb-customerservice@bio-techne.com
General: novus@novusbio.com

Products Related to NBP3-28901

HAF008	Goat anti-Rabbit IgG Secondary Antibody [HRP]
NB7160	Goat anti-Rabbit IgG (H+L) Secondary Antibody [HRP]
NBP2-24891	Rabbit IgG Isotype Control
NBP2-61206-10ug	Recombinant Human SLP-76/LCP2 His Protein

Limitations

This product is for research use only and is not approved for use in humans or in clinical diagnosis. Primary Antibodies are guaranteed for 1 year from date of receipt.

For more information on our 100% guarantee, please visit www.novusbio.com/guarantee

Earn gift cards/discounts by submitting a review: www.novusbio.com/reviews/submit/NBP3-28901

Earn gift cards/discounts by submitting a publication using this product:
www.novusbio.com/publications

