

# Product Datasheet

## **CD40/TNFRSF5 Antibody - Humanized, (Research Grade dacetuzumab Biosimilar) - Low Endotoxin, Azide and BSA Free**

**NBP3-28643-100ug**

Unit Size: 100 ug

Store at 4C.

[www.novusbio.com](http://www.novusbio.com)



[technical@novusbio.com](mailto:technical@novusbio.com)

Protocols, Publications, Related Products, Reviews, Research Tools and Images at:


[www.novusbio.com/NBP3-28643](http://www.novusbio.com/NBP3-28643)

Updated 3/13/2025 v.20.1

Earn rewards for product reviews and publications.

Submit a publication at [www.novusbio.com/publications](http://www.novusbio.com/publications)

Submit a review at [www.novusbio.com/reviews/destination/NBP3-28643](http://www.novusbio.com/reviews/destination/NBP3-28643)



**NBP3-28643-100ug**

CD40/TNFRSF5 Antibody - Humanized, (Research Grade dacetuzumab Biosimilar) - Low Endotoxin, Azide and BSA Free

Product Information	
Unit Size	100 ug
Concentration	LYOPH mg/ml
Storage	Store at 4C.
Clonality	Monoclonal
Preservative	No Preservative
Reconstitution Instructions	Reconstitute with sterile, distilled water to a final concentration of 1 mg/ml. Gently shake to solubilize completely. Do not vortex.
Isotype	IgG1
Purity	Protein A purified
Buffer	Lyophilized from 25mM histidine, 8% sucrose, 0.01% Tween80 (pH6.2)

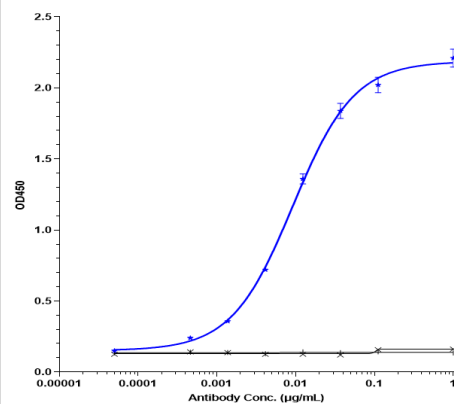
Product Description	
Description	<p>Expressed from CHO. The heavy chain type is hulG1, and the light chain type is hukappa. It has a predicted MW of 145.5 kDa.</p> <p>Also known as 'dacetuzumab'.</p> <p>Upon receipt, store immediately at -20C or lower for 24 months in a lyophilized state. - 80C for 3 months after reconstitution. Avoid repeated freeze-thaw cycles.</p>
Host	Human
Gene ID	958
Gene Symbol	CD40
Species	Human
Immunogen	TNFRSF5 / CD40
Endotoxin Note	< 0.001EU/ug,determined by LAL method.

Product Application Details	
Applications	ELISA, Flow Cytometry, Functional
Recommended Dilutions	Flow Cytometry, ELISA, Functional

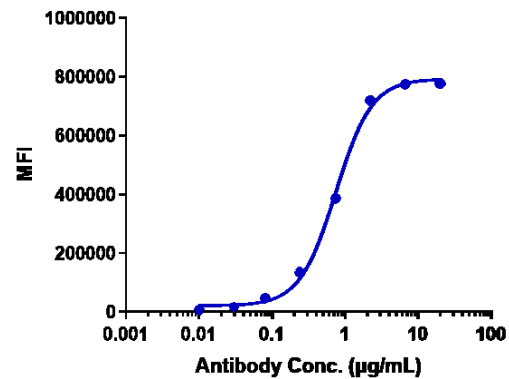


## Images

Immobilized human TNFRSF5 / CD40 His at 2 ug/mL can bind CD40/TNFRSF5 Antibody (dacetuzumab) - Humanized, EC50=0.0092 ug/mL.



Human CD40 CHO cells were stained with CD40/TNFRSF5 Antibody (dacetuzumab) - Humanized and negative control protein respectively, washed and then followed by PE and analyzed with FACS, EC50=0.7412 ug/mL.





### **Novus Biologicals USA**

10730 E. Briarwood Avenue  
Centennial, CO 80112  
USA  
Phone: 303.730.1950  
Toll Free: 1.888.506.6887  
Fax: 303.730.1966  
nb-customerservice@bio-techne.com

### **Bio-Techne Canada**

21 Canmotor Ave  
Toronto, ON M8Z 4E6  
Canada  
Phone: 905.827.6400  
Toll Free: 855.668.8722  
Fax: 905.827.6402  
canada.inquires@bio-techne.com

### **Bio-Techne Ltd**

19 Barton Lane  
Abingdon Science Park  
Abingdon, OX14 3NB, United Kingdom  
Phone: (44) (0) 1235 529449  
Free Phone: 0800 37 34 15  
Fax: (44) (0) 1235 533420  
info.EMEA@bio-techne.com

### **General Contact Information**

www.novusbio.com  
Technical Support: nb-technical@bio-techne.com  
Orders: nb-customerservice@bio-techne.com  
General: novus@novusbio.com

### **Products Related to NBP3-28643-100ug**

---

G-102-C	Goat anti-Human IgG Secondary Antibody [Unconjugated]
NB7446	Goat anti-Human IgG Fc Secondary Antibody
DDXCH01P-100	Human IgG1 Isotype Control
NBP2-51628-0.05mg	Recombinant Human CD40/TNFRSF5 His Protein

---

### **Limitations**

This product is for research use only and is not approved for use in humans or in clinical diagnosis. Primary Antibodies are guaranteed for 1 year from date of receipt.

For more information on our 100% guarantee, please visit [www.novusbio.com/guarantee](http://www.novusbio.com/guarantee)

Earn gift cards/discounts by submitting a review: [www.novusbio.com/reviews/submit/NBP3-28643](http://www.novusbio.com/reviews/submit/NBP3-28643)

Earn gift cards/discounts by submitting a publication using this product:  
[www.novusbio.com/publications](http://www.novusbio.com/publications)

