

Product Datasheet

Glypican 3 Antibody - Humanized, (Research Grade Codrituzumab Biosimilar) - Low Endotoxin, Azide and BSA Free

NBP3-28387-100ug

Unit Size: 100 ug

Store at 4C.

www.novusbio.com



technical@novusbio.com

Protocols, Publications, Related Products, Reviews, Research Tools and Images at:

www.novusbio.com/NBP3-28387

Updated 3/13/2025 v.20.1

Earn rewards for product
reviews and publications.

Submit a publication at www.novusbio.com/publications

Submit a review at www.novusbio.com/reviews/destination/NBP3-28387



NBP3-28387-100ug

Glypican 3 Antibody - Humanized, (Research Grade Codrituzumab Biosimilar) - Low Endotoxin, Azide and BSA Free

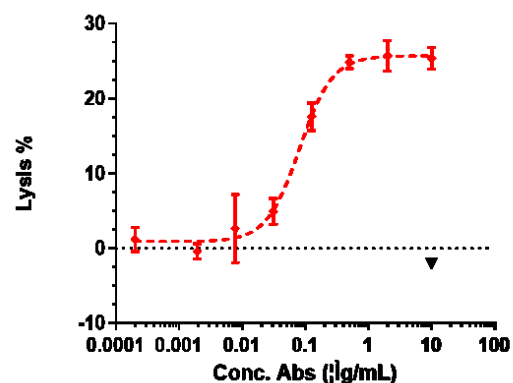
Product Information	
Unit Size	100 ug
Concentration	LYOPH mg/ml
Storage	Store at 4C.
Clonality	Monoclonal
Preservative	No Preservative
Reconstitution Instructions	Reconstitute with sterile, distilled water to a final concentration of 1 mg/ml. Gently shake to solubilize completely. Do not vortex.
Isotype	IgG1
Purity	Protein A purified
Buffer	Lyophilized from 25mM histidine, 8% sucrose, 0.01% Tween80 (pH6.2)

Product Description	
Description	<p>Expressed from CHO. The heavy chain type is hulgG1, and the light chain type is hukappa. It has a predicted MW of 145.5 kDa.</p> <p>Also known as 'codrituzumab'.</p> <p>Upon receipt, store immediately at -20C or lower for 24 months in a lyophilized state. - 80C for 3 months after reconstitution. Avoid repeated freeze-thaw cycles.</p>
Host	Human
Gene ID	2719
Gene Symbol	GPC3
Species	Human
Immunogen	GPC3 / Glypican-3
Endotoxin Note	< 0.001EU/ug,determined by LAL method.

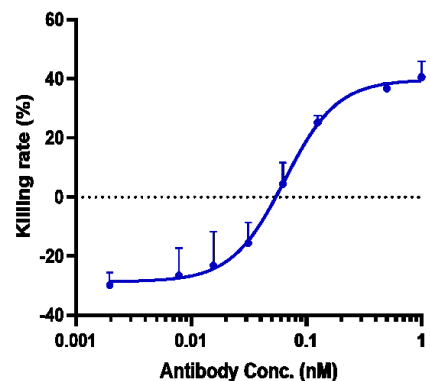
Product Application Details	
Applications	ELISA, Flow Cytometry, Functional
Recommended Dilutions	Flow Cytometry, ELISA, Functional

Images

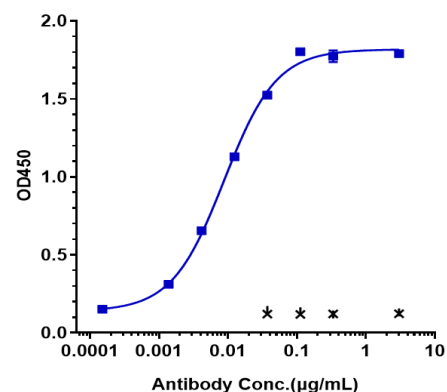
Glypican 3 Antibody (Codrituzumab) - Humanized induced ADCC activity was evaluated using human GPC3 CHOS Cell. The max Lysis rate was approximately 30%.



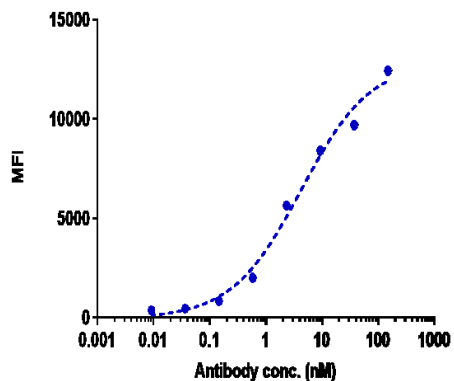
The endocytosis ratio codrituzumab by HuH-7 increased with the increase of antibody concentration, and the Internalization Rate (%) reached 40% at antibody concentration of 1 nM.



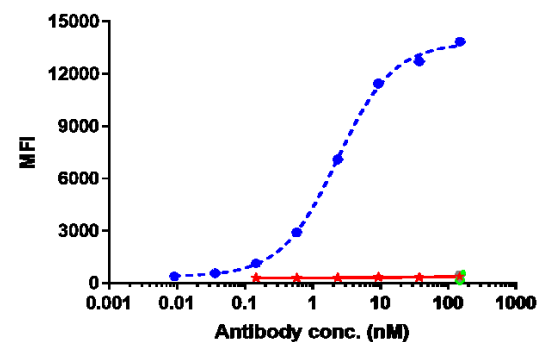
Immobilized human GPC3, His Tag at 2 ug/mL can bind Glypican 3 Antibody (Codrituzumab) - Humanized, EC50=0.008741 ug/mL.



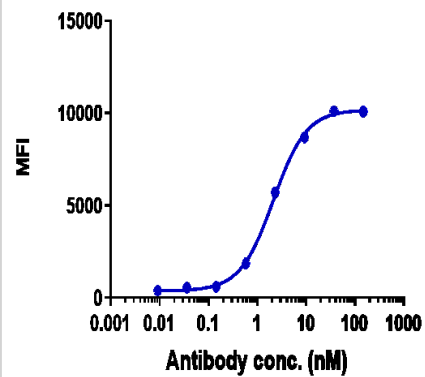
HEPG2 cells were stained with Glypican 3 Antibody (Codrituzumab) - Humanized and negative control protein respectively, washed and then followed by PE and analyzed with FACS.



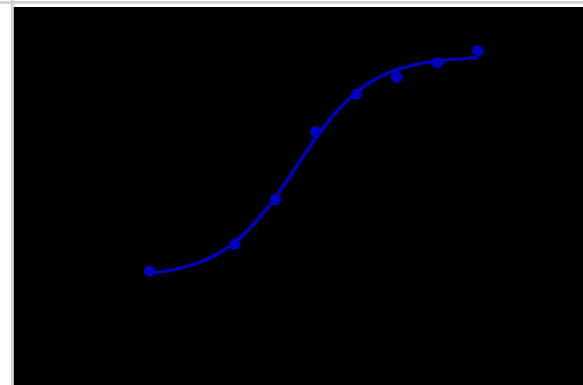
HEP3B cells were stained with Glypican 3 Antibody (Codrituzumab) - Humanized and negative control protein respectively, washed and then followed by PE and analyzed with FACS.



Human GPC3 CHOS cells were stained with Glypican 3 Antibody (Codrituzumab) - Humanized and negative control protein respectively, washed and then followed by PE and analyzed with FACS, EC50=2.142 nM.



Huh-7 cells were stained with Glypican 3 Antibody (Codrituzumab) - Humanized and negative control protein respectively, washed and then followed by PE and analyzed with FACS





Novus Biologicals USA

10730 E. Briarwood Avenue
Centennial, CO 80112
USA
Phone: 303.730.1950
Toll Free: 1.888.506.6887
Fax: 303.730.1966
nb-customerservice@bio-techne.com

Bio-Techne Canada

21 Canmotor Ave
Toronto, ON M8Z 4E6
Canada
Phone: 905.827.6400
Toll Free: 855.668.8722
Fax: 905.827.6402
canada.inquires@bio-techne.com

Bio-Techne Ltd

19 Barton Lane
Abingdon Science Park
Abingdon, OX14 3NB, United Kingdom
Phone: (44) (0) 1235 529449
Free Phone: 0800 37 34 15
Fax: (44) (0) 1235 533420
info.EMEA@bio-techne.com

General Contact Information

www.novusbio.com
Technical Support: nb-technical@bio-techne.com
Orders: nb-customerservice@bio-techne.com
General: novus@novusbio.com

Products Related to NBP3-28387-100ug

G-102-C	Goat anti-Human IgG Secondary Antibody [Unconjugated]
NB7446	Goat anti-Human IgG Fc Secondary Antibody
DDXCH01P-100	Human IgG1 Isotype Control
NBP1-85226PEP	Glypican 3 Recombinant Protein Antigen

Limitations

This product is for research use only and is not approved for use in humans or in clinical diagnosis. Primary Antibodies are guaranteed for 1 year from date of receipt.

For more information on our 100% guarantee, please visit www.novusbio.com/guarantee

Earn gift cards/discounts by submitting a review: www.novusbio.com/reviews/submit/NBP3-28387

Earn gift cards/discounts by submitting a publication using this product:
www.novusbio.com/publications

