

Product Datasheet

CD37 Antibody (naratuximab) NBP3-28192-100ug

Unit Size: 100 ug

Store at -20C in powder form. Store at -80C once reconstituted.

www.novusbio.com



technical@novusbio.com


Protocols, Publications, Related Products, Reviews, Research Tools and Images at:
www.novusbio.com/NBP3-28192

Updated 7/7/2024 v.20.1

Earn rewards for product
reviews and publications.

Submit a publication at www.novusbio.com/publications

Submit a review at www.novusbio.com/reviews/destination/NBP3-28192



NBP3-28192-100ug

CD37 Antibody (naratuximab)

Product Information	
Unit Size	100 ug
Concentration	LYOPH mg/ml
Storage	Store at -20C in powder form. Store at -80C once reconstituted.
Clonality	Monoclonal
Clone	naratuximab
Preservative	No Preservative
Reconstitution Instructions	Reconstitute with sterile, distilled water to a final concentration of 1 mg/ml. Gently shake to solubilize completely. Do not vortex.
Isotype	IgG1
Purity	Protein A purified
Buffer	Lyophilized from 25mM histidine, 8% sucrose, 0.01% Tween80 (pH6.2)

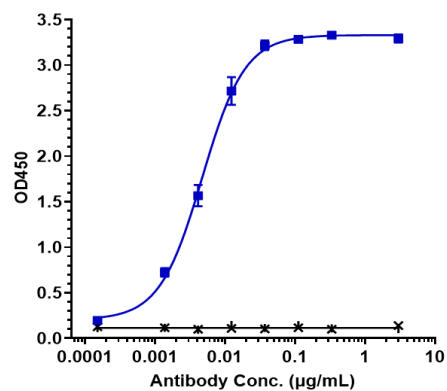
Product Description	
Description	<p>Expressed from CHO. The heavy chain type is hulgG1, and the light chain type is hukappa. It has a predicted MW of 145.5 kDa.</p> <p>Also known as 'naratuximab'.</p> <p>Upon receipt, store immediately at -20C or lower for 24 months in a lyophilized state. - 80C for 3 months after reconstitution. Avoid repeated freeze-thaw cycles.</p>
Host	Human
Gene ID	951
Gene Symbol	CD37
Species	Human
Immunogen	TSPAN26 / CD37
Endotoxin Note	< 0.001EU/ug,determined by LAL method.

Product Application Details	
Applications	ELISA, Flow Cytometry, Functional
Recommended Dilutions	Flow Cytometry, ELISA, Functional

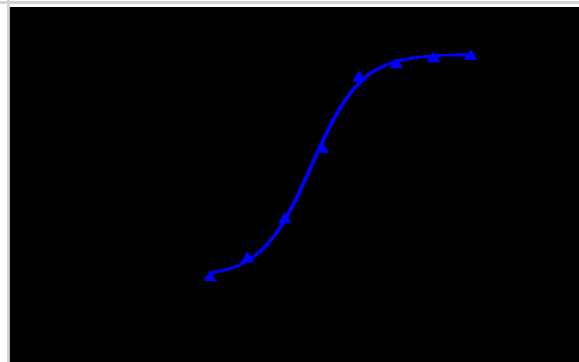


Images

Immobilized human CD37 VLP at 16 ug/mL can bind CD37 Antibody (naratuximab), $EC_{50}=0.0047$ ug/mL.



Human CD37 & CD20 EGFP HEK293 Cell Line were stained with CD37 Antibody (naratuximab) and negative control protein respectively, analyzed with FACS, $EC_{50}=0.1816$ µg/mL ug/mL





Novus Biologicals USA

10730 E. Briarwood Avenue
Centennial, CO 80112
USA
Phone: 303.730.1950
Toll Free: 1.888.506.6887
Fax: 303.730.1966
nb-customerservice@bio-techne.com

Bio-Techne Canada

21 Canmotor Ave
Toronto, ON M8Z 4E6
Canada
Phone: 905.827.6400
Toll Free: 855.668.8722
Fax: 905.827.6402
canada.inquires@bio-techne.com

Bio-Techne Ltd

19 Barton Lane
Abingdon Science Park
Abingdon, OX14 3NB, United Kingdom
Phone: (44) (0) 1235 529449
Free Phone: 0800 37 34 15
Fax: (44) (0) 1235 533420
info.EMEA@bio-techne.com

General Contact Information

www.novusbio.com
Technical Support: nb-technical@bio-techne.com
Orders: nb-customerservice@bio-techne.com
General: novus@novusbio.com

Products Related to NBP3-28192-100ug

G-102-C	Goat anti-Human IgG Secondary Antibody [Unconjugated]
NB7446	Goat anti-Human IgG Fc Secondary Antibody
DDXCH01P-100	Human IgG1 Isotype Control
NBP2-51893-0.1mg	Recombinant Human CD37 His Protein

Limitations

This product is for research use only and is not approved for use in humans or in clinical diagnosis. Primary Antibodies are guaranteed for 1 year from date of receipt.

For more information on our 100% guarantee, please visit www.novusbio.com/guarantee

Earn gift cards/discounts by submitting a review: www.novusbio.com/reviews/submit/NBP3-28192

Earn gift cards/discounts by submitting a publication using this product:
www.novusbio.com/publications

