

Product Datasheet

LAG-3 Antibody - IgG4SP, (Research Grade relatlimab Biosimilar) - Low Endotoxin, Azide and BSA Free NBP3-28028-100ug

Unit Size: 100 ug

Store at 4C.

www.novusbio.com



technical@novusbio.com

Protocols, Publications, Related Products, Reviews, Research Tools and Images at:
www.novusbio.com/NBP3-28028

Updated 3/13/2025 v.20.1

Earn rewards for product reviews and publications.

Submit a publication at www.novusbio.com/publications

Submit a review at www.novusbio.com/reviews/destination/NBP3-28028



NBP3-28028-100ug

LAG-3 Antibody - IgG4SP, (Research Grade relatlimab Biosimilar) - Low Endotoxin, Azide and BSA Free

| Product Information | |
|-----------------------------|---|
| Unit Size | 100 ug |
| Concentration | LYOPH mg/ml |
| Storage | Store at 4C. |
| Clonality | Monoclonal |
| Preservative | No Preservative |
| Reconstitution Instructions | Reconstitute with sterile, distilled water to a final concentration of 1 mg/ml. Gently shake to solubilize completely. Do not vortex. |
| Isotype | IgG4 |
| Purity | Protein A purified |
| Buffer | Lyophilized from 25mM histidine, 8% sucrose, 0.01% Tween80 (pH6.2) |

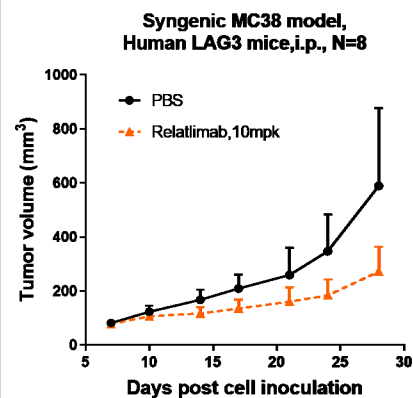
| Product Description | |
|---------------------|--|
| Description | <p>Expressed from CHO. The heavy chain type is hulG4SP, and the light chain type is hukappa. It has a predicted MW of 145.5 kDa.</p> <p>Also known as 'relatlimab'.</p> <p>IgG4SP is human IgG4 with S228P mutation.</p> <p>Upon receipt, store immediately at -20C or lower for 24 months in a lyophilized state. - 80C for 3 months after reconstitution. Avoid repeated freeze-thaw cycles.</p> |
| Host | Human |
| Gene ID | 3902 |
| Gene Symbol | LAG3 |
| Species | Human |
| Reactivity Notes | Predicted species reactivity: Cynomolgus |
| Immunogen | LAG3 / CD223 |
| Endotoxin Note | < 0.001EU/ug,determined by LAL method. |

| Product Application Details | |
|-----------------------------|-----------------------------------|
| Applications | ELISA, Flow Cytometry, Functional |
| Recommended Dilutions | Flow Cytometry, ELISA, Functional |

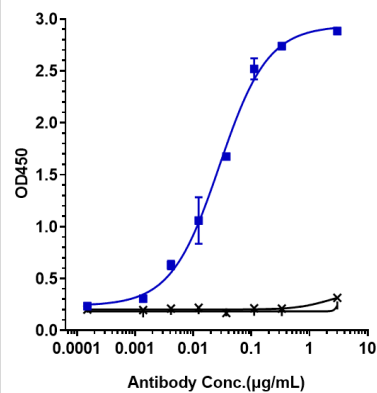


Images

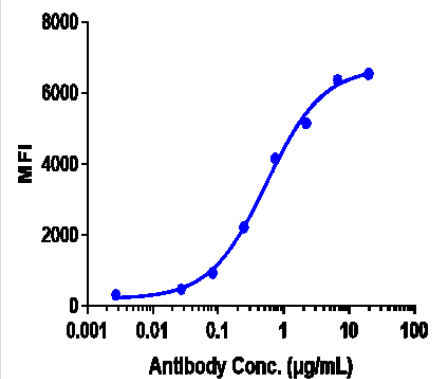
Relatlimab inhibited the tumor growth of MC38 on Human LAG3 mice. The result showed significant anti-tumor effects, with a tumor inhibition rate (TGI) of 53.8% at 10 mpk at D28.



Immobilized human LAG3 His at 2 ug/mL can bind LAG-3 Antibody (relatlimab) - IgG4SP, EC₅₀=0.02812 ug/mL.



Human LAG3 CHO cells were stained with LAG-3 Antibody (relatlimab) - IgG4SP and negative control protein respectively, washed and then followed by PE and analyzed with FACS, EC₅₀=0.5464 ug/mL.





Novus Biologicals USA

10730 E. Briarwood Avenue
Centennial, CO 80112
USA
Phone: 303.730.1950
Toll Free: 1.888.506.6887
Fax: 303.730.1966
nb-customerservice@bio-techne.com

Bio-Techne Canada

21 Canmotor Ave
Toronto, ON M8Z 4E6
Canada
Phone: 905.827.6400
Toll Free: 855.668.8722
Fax: 905.827.6402
canada.inquires@bio-techne.com

Bio-Techne Ltd

19 Barton Lane
Abingdon Science Park
Abingdon, OX14 3NB, United Kingdom
Phone: (44) (0) 1235 529449
Free Phone: 0800 37 34 15
Fax: (44) (0) 1235 533420
info.EMEA@bio-techne.com

General Contact Information

www.novusbio.com
Technical Support: nb-technical@bio-techne.com
Orders: nb-customerservice@bio-techne.com
General: novus@novusbio.com

Products Related to NBP3-28028-100ug

| | |
|---------------|---|
| G-102-C | Goat anti-Human IgG Secondary Antibody [Unconjugated] |
| NB7446 | Goat anti-Human IgG Fc Secondary Antibody |
| DDXCH04P-100 | Human IgG4 Isotype Control |
| NBP1-85781PEP | LAG-3 Recombinant Protein Antigen |

Limitations

This product is for research use only and is not approved for use in humans or in clinical diagnosis. Primary Antibodies are guaranteed for 1 year from date of receipt.

For more information on our 100% guarantee, please visit www.novusbio.com/guarantee

Earn gift cards/discounts by submitting a review: www.novusbio.com/reviews/submit/NBP3-28028

Earn gift cards/discounts by submitting a publication using this product:
www.novusbio.com/publications

