

Product Datasheet

RPS8 Antibody (SR2540) NBP3-27806

Unit Size: 100 ul

Store at 4C short term. Aliquot and store at -20C long term. Avoid freeze-thaw cycles.

www.novusbio.com



technical@novusbio.com

Protocols, Publications, Related Products, Reviews, Research Tools and Images at:
www.novusbio.com/NBP3-27806

Updated 9/9/2025 v.20.1

Earn rewards for product
reviews and publications.

Submit a publication at www.novusbio.com/publications

Submit a review at www.novusbio.com/reviews/destination/NBP3-27806



NBP3-27806

RPS8 Antibody (SR2540)

Product Information	
Unit Size	100 ul
Concentration	Please see the vial label for concentration. If unlisted please contact technical services.
Storage	Store at 4C short term. Aliquot and store at -20C long term. Avoid freeze-thaw cycles.
Clonality	Monoclonal
Clone	SR2540
Preservative	0.01% Sodium Azide
Isotype	IgG
Purity	Affinity purified
Buffer	50mM Tris-Glycine (pH 7.4), 0.15M NaCl, 40% Glycerol, 0.05% BSA
Target Molecular Weight	24 kDa

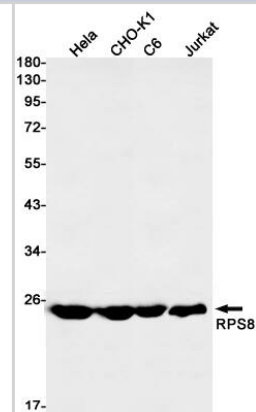
Product Description	
Description	Novus Biologicals Rabbit RPS8 Antibody (SR2540) (NBP3-27806) is a recombinant monoclonal antibody validated for use in WB, ICC/IF and IP. All Novus Biologicals antibodies are covered by our 100% guarantee.
Host	Rabbit
Gene ID	6202
Gene Symbol	RPS8
Species	Human, Mouse, Rat, Hamster
Immunogen	Recombinant protein of human RPS8 (Uniprot #: P62241)

Product Application Details	
Applications	Western Blot, Immunocytochemistry/ Immunofluorescence, Immunoprecipitation
Recommended Dilutions	Western Blot 1:500-1:1000, Immunocytochemistry/ Immunofluorescence 1:50-1:200, Immunoprecipitation 1:20

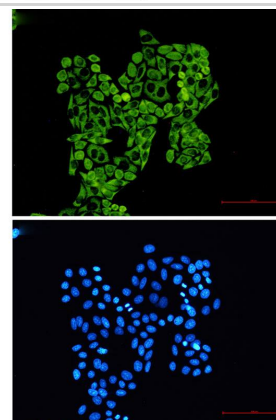


Images

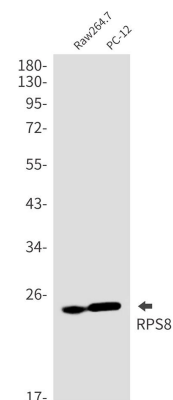
Western Blot: RPS8 Antibody (SR2540) [NBP3-27806] - Western blot analysis of RPS8 in HeLa, CHO-K1, C6, Jurkat lysates



Immunocytochemistry/ Immunofluorescence: RPS8 Antibody (SR2540) [NBP3-27806] - Immunocytochemistry analysis of RPS8 (green) in HeLa using NBP3-27806, and DAPI (blue)



Western Blot: RPS8 Antibody (SR2540) [NBP3-27806] - Western blot analysis of RPS8 in Raw264.7, PC-12 lysates





Novus Biologicals USA

10730 E. Briarwood Avenue
Centennial, CO 80112
USA
Phone: 303.730.1950
Toll Free: 1.888.506.6887
Fax: 303.730.1966
nb-customerservice@bio-techne.com

Bio-Techne Canada

21 Canmotor Ave
Toronto, ON M8Z 4E6
Canada
Phone: 905.827.6400
Toll Free: 855.668.8722
Fax: 905.827.6402
canada.inquires@bio-techne.com

Bio-Techne Ltd

19 Barton Lane
Abingdon Science Park
Abingdon, OX14 3NB, United Kingdom
Phone: (44) (0) 1235 529449
Free Phone: 0800 37 34 15
Fax: (44) (0) 1235 533420
info.EMEA@bio-techne.com

General Contact Information

www.novusbio.com
Technical Support: nb-technical@bio-techne.com
Orders: nb-customerservice@bio-techne.com
General: novus@novusbio.com

Products Related to NBP3-27806

HAF008	Goat anti-Rabbit IgG Secondary Antibody [HRP]
NB7160	Goat anti-Rabbit IgG (H+L) Secondary Antibody [HRP]
NBP2-24891	Rabbit IgG Isotype Control
H00006202-P01-10ug	Recombinant Human RPS8 GST (N-Term) Protein

Limitations

This product is for research use only and is not approved for use in humans or in clinical diagnosis. Primary Antibodies are guaranteed for 1 year from date of receipt.

For more information on our 100% guarantee, please visit www.novusbio.com/guarantee

Earn gift cards/discounts by submitting a review: www.novusbio.com/reviews/submit/NBP3-27806

Earn gift cards/discounts by submitting a publication using this product:
www.novusbio.com/publications

