

# Product Datasheet

## Caspase-2 Antibody (3D4) NBP3-26465-100ul

Unit Size: 100 ul

Store at -20 to -70C. Avoid freeze-thaw cycles.

[www.novusbio.com](http://www.novusbio.com)



[technical@novusbio.com](mailto:technical@novusbio.com)

Protocols, Publications, Related Products, Reviews, Research Tools and Images at:  
[www.novusbio.com/NBP3-26465](http://www.novusbio.com/NBP3-26465)

Updated 1/7/2025 v.20.1

Earn rewards for product  
reviews and publications.

Submit a publication at [www.novusbio.com/publications](http://www.novusbio.com/publications)

Submit a review at [www.novusbio.com/reviews/destination/NBP3-26465](http://www.novusbio.com/reviews/destination/NBP3-26465)



**NBP3-26465-100ul**

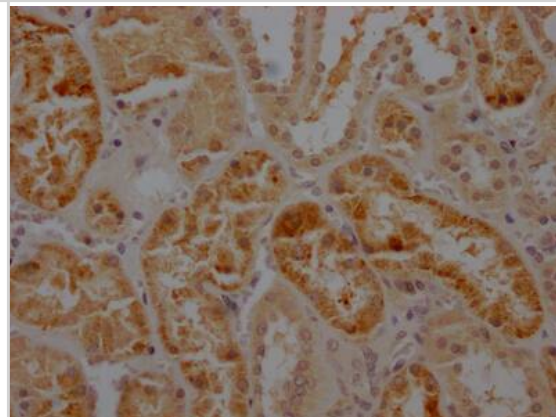
Caspase-2 Antibody (3D4)

Product Information	
Unit Size	100 ul
Concentration	Please see the vial label for concentration. If unlisted please contact technical services.
Storage	Store at -20 to -70C. Avoid freeze-thaw cycles.
Clonality	Monoclonal
Clone	3D4
Preservative	0.02% Sodium Azide
Isotype	IgG
Purity	Affinity purified
Buffer	PBS, pH 7.4, 150mM NaCl, and 50% glycerol
Product Description	
Host	Rabbit
Gene ID	835
Gene Symbol	CASP2
Species	Human
Immunogen	A synthesized peptide derived from Human Caspase-2 [UniProt P42575]
Product Application Details	
Applications	Western Blot, ELISA, Immunohistochemistry
Recommended Dilutions	Western Blot 1:500-1:5000, ELISA, Immunohistochemistry 1:50-1:200

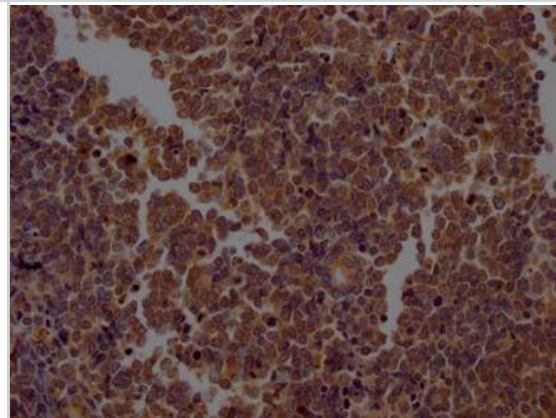


## Images

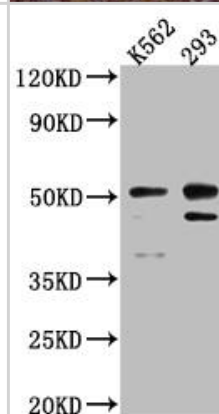
Immunohistochemistry: Caspase-2 Antibody (3D4) [NBP3-26465] - Image of Caspase-2 Antibody (3D4) diluted at 1:100 and staining in paraffin-embedded human lung cancer performed. After dewaxing and hydration, antigen retrieval was mediated by high pressure in a citrate buffer (pH 6.0). Section was blocked with 10% normal goat serum 30min at RT. Then primary antibody (1% BSA) was incubated at 4C overnight. The primary is detected by a Goat anti-rabbit IgG polymer labeled by HRP and visualized using 0.05% DAB.



Immunohistochemistry: Caspase-2 Antibody (3D4) [NBP3-26465] - Image of Caspase-2 Antibody (3D4) diluted at 1:100 and staining in paraffin-embedded human lung cancer performed. After dewaxing and hydration, antigen retrieval was mediated by high pressure in a citrate buffer (pH 6.0). Section was blocked with 10% normal goat serum 30min at RT. Then primary antibody (1% BSA) was incubated at 4C overnight. The primary is detected by a Goat anti-rabbit IgG polymer labeled by HRP and visualized using 0.05% DAB.



Western Blot: Caspase-2 Antibody (3D4) [NBP3-26465] - Positive Western Blot detected in: K562 whole cell lysate, 293 whole cell lysate. All lanes: Caspase-2 Antibody at 1: 1000  
Secondary: Goat polyclonal to rabbit IgG at 1/50000 dilution.  
Predicted band size: 51, 35, 11 kDa  
Observed band size: 51 kDa





### **Novus Biologicals USA**

10730 E. Briarwood Avenue  
Centennial, CO 80112  
USA  
Phone: 303.730.1950  
Toll Free: 1.888.506.6887  
Fax: 303.730.1966  
nb-customerservice@bio-techne.com

### **Bio-Techne Canada**

21 Canmotor Ave  
Toronto, ON M8Z 4E6  
Canada  
Phone: 905.827.6400  
Toll Free: 855.668.8722  
Fax: 905.827.6402  
canada.inquires@bio-techne.com

### **Bio-Techne Ltd**

19 Barton Lane  
Abingdon Science Park  
Abingdon, OX14 3NB, United Kingdom  
Phone: (44) (0) 1235 529449  
Free Phone: 0800 37 34 15  
Fax: (44) (0) 1235 533420  
info.EMEA@bio-techne.com

### **General Contact Information**

www.novusbio.com  
Technical Support: nb-technical@bio-techne.com  
Orders: nb-customerservice@bio-techne.com  
General: novus@novusbio.com

### **Products Related to NBP3-26465-100ul**

---

HAF008	Goat anti-Rabbit IgG Secondary Antibody [HRP]
NB7160	Goat anti-Rabbit IgG (H+L) Secondary Antibody [HRP]
NBP2-24891	Rabbit IgG Isotype Control
NBP2-38635PEP	Caspase-2 Recombinant Protein Antigen

---

### **Limitations**

This product is for research use only and is not approved for use in humans or in clinical diagnosis. Primary Antibodies are guaranteed for 1 year from date of receipt.

For more information on our 100% guarantee, please visit [www.novusbio.com/guarantee](http://www.novusbio.com/guarantee)

Earn gift cards/discounts by submitting a review: [www.novusbio.com/reviews/submit/NBP3-26465](http://www.novusbio.com/reviews/submit/NBP3-26465)

Earn gift cards/discounts by submitting a publication using this product:  
[www.novusbio.com/publications](http://www.novusbio.com/publications)

