

# Product Datasheet

## NPRB/NPR2 Antibody (19C7)

### NBP3-26459-100ul

Unit Size: 100 ul

Store at -20 to -70C. Avoid freeze-thaw cycles.

[www.novusbio.com](http://www.novusbio.com)



[technical@novusbio.com](mailto:technical@novusbio.com)

Protocols, Publications, Related Products, Reviews, Research Tools and Images at:  
[www.novusbio.com/NBP3-26459](http://www.novusbio.com/NBP3-26459)

Updated 1/7/2025 v.20.1

Earn rewards for product  
reviews and publications.

Submit a publication at [www.novusbio.com/publications](http://www.novusbio.com/publications)

Submit a review at [www.novusbio.com/reviews/destination/NBP3-26459](http://www.novusbio.com/reviews/destination/NBP3-26459)



**NBP3-26459-100ul**

NPRB/NPR2 Antibody (19C7)

Product Information	
Unit Size	100 ul
Concentration	Please see the vial label for concentration. If unlisted please contact technical services.
Storage	Store at -20 to -70C. Avoid freeze-thaw cycles.
Clonality	Monoclonal
Clone	19C7
Preservative	0.02% Sodium Azide
Isotype	IgG
Purity	Affinity purified
Buffer	PBS, pH 7.4, 150mM NaCl, and 50% glycerol
Product Description	
Host	Rabbit
Gene ID	4882
Gene Symbol	NPR2
Species	Human
Immunogen	A synthesized peptide derived from Human NPRB/NPR2 [UniProt P20594]
Product Application Details	
Applications	Western Blot, ELISA, Flow Cytometry, Immunocytochemistry/ Immunofluorescence
Recommended Dilutions	Western Blot 1:500-1:2000, Flow Cytometry 1:50-1:200, ELISA, Immunocytochemistry/ Immunofluorescence 1:50-1:200



## Images

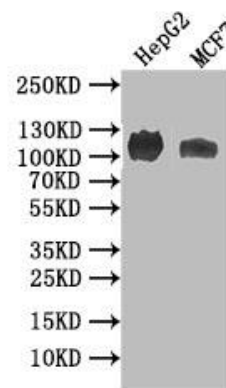
Western Blot: NPRB/NPR2 Antibody (19C7) [NBP3-26459] - Positive Western Blot detected in: HEPG2 whole cell lysate, MCF7 whole cell lysate.

All lanes: NPRB/NPR2 Antibody at 1: 1000

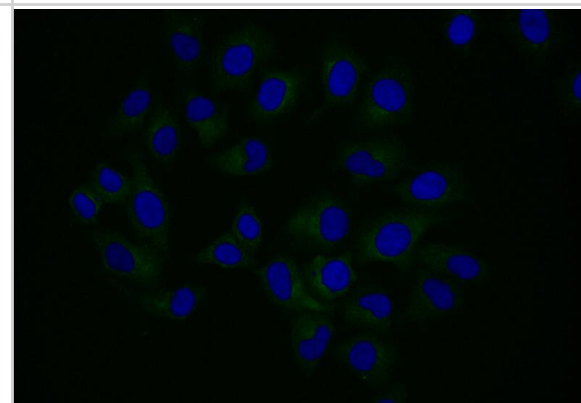
Secondary: Goat polyclonal to rabbit IgG at 1/50000 dilution.

Predicted band size: 117 kDa

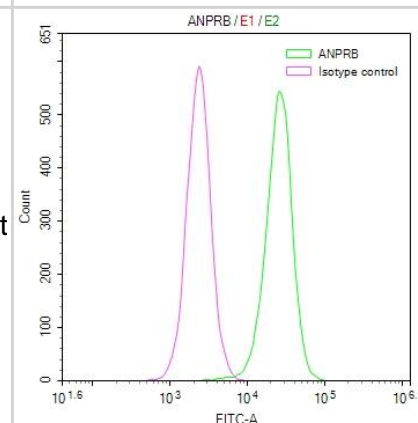
Observed band size: 117 kDa



Immunocytochemistry/Immunofluorescence: NPRB/NPR2 Antibody (19C7) [NBP3-26459] - Staining of Hela with NPRB/NPR2 Antibody (19C7) at 1:25, counter-stained with DAPI. The cells were fixed in 4% formaldehyde and blocked in 10% normal Goat Serum. The cells were then incubated with the antibody overnight at 4C. The secondary antibody was Alexa Fluor 501-conjugated Goat Anti-Rabbit IgG (H+L).



Flow Cytometry: NPRB/NPR2 Antibody (19C7) [NBP3-26459] - Overlay Peak curve showing Hela cells stained with NPRB/NPR2 Antibody (19C7) (red line) at 1:50. The cells were fixed in 4% formaldehyde and permeated by 0.2% Triton X-100. Then 10% normal goat serum to block non-specific protein-protein interactions followed by the antibody (1ug/1\*10<sup>6</sup> cells) for 45min at 4C. The secondary antibody used was FITC-conjugated Goat Anti-rabbit IgG (H+L) at 1:200 dilution for 35min at 4C. Control antibody (green line) was rabbit IgG (1ug/1\*10<sup>6</sup> cells) used under the same conditions. Acquisition of >10,000 events was performed.





### **Novus Biologicals USA**

10730 E. Briarwood Avenue  
Centennial, CO 80112  
USA  
Phone: 303.730.1950  
Toll Free: 1.888.506.6887  
Fax: 303.730.1966  
nb-customerservice@bio-techne.com

### **Bio-Techne Canada**

21 Canmotor Ave  
Toronto, ON M8Z 4E6  
Canada  
Phone: 905.827.6400  
Toll Free: 855.668.8722  
Fax: 905.827.6402  
canada.inquires@bio-techne.com

### **Bio-Techne Ltd**

19 Barton Lane  
Abingdon Science Park  
Abingdon, OX14 3NB, United Kingdom  
Phone: (44) (0) 1235 529449  
Free Phone: 0800 37 34 15  
Fax: (44) (0) 1235 533420  
info.EMEA@bio-techne.com

### **General Contact Information**

www.novusbio.com  
Technical Support: nb-technical@bio-techne.com  
Orders: nb-customerservice@bio-techne.com  
General: novus@novusbio.com

### **Products Related to NBP3-26459-100ul**

---

HAF008	Goat anti-Rabbit IgG Secondary Antibody [HRP]
NB7160	Goat anti-Rabbit IgG (H+L) Secondary Antibody [HRP]
NBP2-24891	Rabbit IgG Isotype Control
9725-NR-050	NPRB/NPR2 [Unconjugated]

---

### **Limitations**

This product is for research use only and is not approved for use in humans or in clinical diagnosis. Primary Antibodies are guaranteed for 1 year from date of receipt.

For more information on our 100% guarantee, please visit [www.novusbio.com/guarantee](http://www.novusbio.com/guarantee)

Earn gift cards/discounts by submitting a review: [www.novusbio.com/reviews/submit/NBP3-26459](http://www.novusbio.com/reviews/submit/NBP3-26459)

Earn gift cards/discounts by submitting a publication using this product:  
[www.novusbio.com/publications](http://www.novusbio.com/publications)

