

Product Datasheet

Histone H4 [ac Lys20] Antibody (RM205) - Azide and BSA Free NBP3-26013

Unit Size: 100 ug

Store at -20C. Avoid freeze-thaw cycles.

www.novusbio.com



technical@novusbio.com

Protocols, Publications, Related Products, Reviews, Research Tools and Images at:
www.novusbio.com/NBP3-26013

Updated 9/12/2024 v.20.1

Earn rewards for product reviews and publications.

Submit a publication at www.novusbio.com/publications

Submit a review at www.novusbio.com/reviews/destination/NBP3-26013



NBP3-26013

Histone H4 [ac Lys20] Antibody (RM205) - Azide and BSA Free

Product Information	
Unit Size	100 ug
Concentration	1 mg/ml
Storage	Store at -20C. Avoid freeze-thaw cycles.
Clonality	Monoclonal
Clone	RM205
Preservative	No Preservative
Isotype	IgG
Purity	Protein A purified
Buffer	PBS

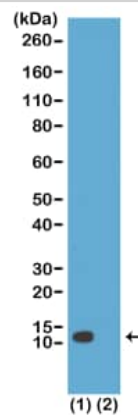
Product Description	
Host	Rabbit
Gene ID	121504
Gene Symbol	H4C16
Species	Human, Vertebrate
Specificity/Sensitivity	This antibody reacts to Histone H4 acetylated at Lysine 20. No cross reactivity with other acetylated Lysines in Histone H4.
Immunogen	An acetyl-peptide corresponding to the Histone H4 [ac Lys20]

Product Application Details	
Applications	Western Blot, ELISA, Immunocytochemistry/ Immunofluorescence, Chromatin Immunoprecipitation (ChIP), Multiplex Immunoassay
Recommended Dilutions	Western Blot 1 ug/ml - 2 ug/ml, ELISA 0.2 ug/ml - 1 ug/ml, Immunocytochemistry/ Immunofluorescence 1 ug/ml - 2 ug/ml, Chromatin Immunoprecipitation (ChIP) 1ug-5 ug, Multiplex Immunoassay 0.1 ug/ml - 1 ug/ml

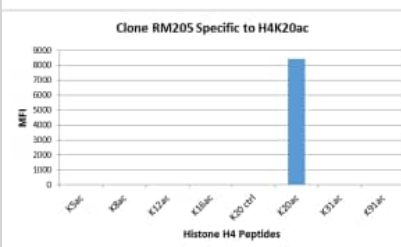


Images

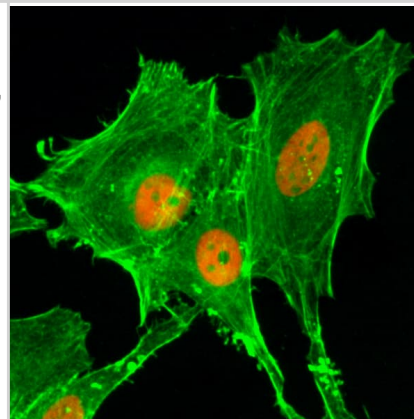
Western Blot: Histone H4 [ac Lys20] Antibody (RM205) - Azide and BSA Free [NBP3-26013] - Western Blot of (1) acid extracts of HeLa cells; (2) recombinant Histone H4, using Clone RM205 at 1 ug/mL, showed a band of Histone H4 acetylated at Lysine 20 in HeLa cells.



Multiplex Immunoassay: Histone H4 [ac Lys20] Antibody (RM205) - Azide and BSA Free [NBP3-26013] - RM205 specifically reacts to Histone H4 acetylated at Lysine 20 (K20ac). No cross reactivity with unmodified Lysine 20 (K20 ctrl), acetylated Lysine 5 (K5ac), Lysine 8 (K8ac), Lysine 12 (K12ac), Lysine 16 (K20ac), Lysine 31 (K31ac), or Lysine 91 (K91) in Histone H4.



Immunocytochemistry/ Immunofluorescence: Histone H4 [ac Lys20] Antibody (RM205) - Azide and BSA Free [NBP3-26013] - Immunocytochemical staining of HeLa cells treated with sodium butyrate, using Clone RM205 (red). Actin filaments have been labeled with fluorescein phalloidin (green).





Novus Biologicals USA

10730 E. Briarwood Avenue
Centennial, CO 80112
USA
Phone: 303.730.1950
Toll Free: 1.888.506.6887
Fax: 303.730.1966
nb-customerservice@bio-techne.com

Bio-Techne Canada

21 Canmotor Ave
Toronto, ON M8Z 4E6
Canada
Phone: 905.827.6400
Toll Free: 855.668.8722
Fax: 905.827.6402
canada.inquires@bio-techne.com

Bio-Techne Ltd

19 Barton Lane
Abingdon Science Park
Abingdon, OX14 3NB, United Kingdom
Phone: (44) (0) 1235 529449
Free Phone: 0800 37 34 15
Fax: (44) (0) 1235 533420
info.EMEA@bio-techne.com

General Contact Information

www.novusbio.com
Technical Support: nb-technical@bio-techne.com
Orders: nb-customerservice@bio-techne.com
General: novus@novusbio.com

Products Related to NBP3-26013

HAF008	Goat anti-Rabbit IgG Secondary Antibody [HRP]
NB7160	Goat anti-Rabbit IgG (H+L) Secondary Antibody [HRP]
NBP2-24891	Rabbit IgG Isotype Control
NB21-2090PEP	Histone H4 [Trimethyl Lys20] Antibody Blocking Peptide

Limitations

This product is for research use only and is not approved for use in humans or in clinical diagnosis. Primary Antibodies are guaranteed for 1 year from date of receipt.

For more information on our 100% guarantee, please visit www.novusbio.com/guarantee

Earn gift cards/discounts by submitting a review: www.novusbio.com/reviews/submit/NBP3-26013

Earn gift cards/discounts by submitting a publication using this product:
www.novusbio.com/publications

