

Product Datasheet

IgG4 Antibody (RM120) - Azide and BSA Free NBP3-25977

Unit Size: 100 ug

Store at -20C. Avoid freeze-thaw cycles.

www.novusbio.com



technical@novusbio.com

Protocols, Publications, Related Products, Reviews, Research Tools and Images at:
www.novusbio.com/NBP3-25977

Updated 9/12/2024 v.20.1

**Earn rewards for product
reviews and publications.**

Submit a publication at www.novusbio.com/publications

Submit a review at www.novusbio.com/reviews/destination/NBP3-25977



NBP3-25977

IgG4 Antibody (RM120) - Azide and BSA Free

Product Information	
Unit Size	100 ug
Concentration	1 mg/ml
Storage	Store at -20C. Avoid freeze-thaw cycles.
Clonality	Monoclonal
Clone	RM120
Preservative	No Preservative
Isotype	IgG
Purity	Protein A purified
Buffer	PBS

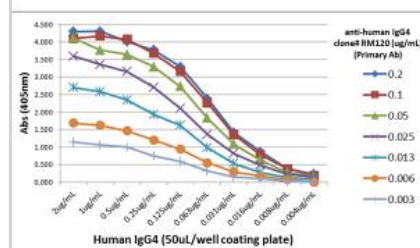
Product Description	
Host	Rabbit
Species	Human
Specificity/Sensitivity	This antibody reacts to the heavy chain of human IgG4, This antibody does not cross react to any other IgG subclasses (IgG1, IgG2, or IgG3), and shows no cross reactivity to IgM, IgA, IgD, IgE. This antibody does not react to monkey (Cyno or Rhesus) IgG, mouse IgG, rat IgG, or goat IgG.
Immunogen	Peptide corresponding to the hinge region of Human IgG4

Product Application Details	
Applications	Western Blot, ELISA, Flow Cytometry, Immunocytochemistry/ Immunofluorescence, Immunohistochemistry, Immunohistochemistry-Paraffin, Sandwich ELISA Capture, Sandwich ELISA Detection
Recommended Dilutions	Western Blot 0.5 ug/ml - 2 ug/ml, Flow Cytometry 1ug/ml-4ug/ml, ELISA, Immunohistochemistry 1 - 10 ug/ml, Immunocytochemistry/ Immunofluorescence 1 - 10 ug/ml, Immunohistochemistry-Paraffin 1 - 10 ug/ml, Sandwich ELISA Capture 50 - 200ng/well, Sandwich ELISA Detection 0.05 - 0.2ug/ml

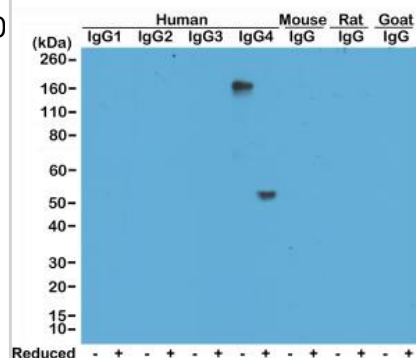


Images

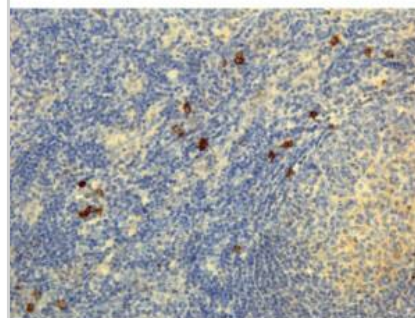
ELISA: IgG4 Antibody (RM120) - Azide and BSA Free [NBP3-25977] - A titer ELISA using RM120. The plate was coated with different amounts of human IgG4. A serial dilution of RM120 was used as the primary antibody. An alkaline phosphatase conjugated anti-rabbit IgG as the secondary antibody.



Western Blot: IgG4 Antibody (RM120) - Azide and BSA Free [NBP3-25977] - Western Blot of human, mouse, rat, and goat IgG shows RM120 reacts to human IgG4, in both whole molecule (~150kDa, non-reduced) and heavy chain (~50kDa, reduced) forms. No cross reactivity with other isotypes of human IgG, or mouse, rat, or goat IgG.



Immunohistochemistry-Paraffin: IgG4 Antibody (RM120) - Azide and BSA Free [NBP3-25977] - Immunohistochemistry of Human Lymphoid Tissue using Clone RM120.





Novus Biologicals USA

10730 E. Briarwood Avenue
Centennial, CO 80112
USA
Phone: 303.730.1950
Toll Free: 1.888.506.6887
Fax: 303.730.1966
nb-customerservice@bio-techne.com

Bio-Techne Canada

21 Canmotor Ave
Toronto, ON M8Z 4E6
Canada
Phone: 905.827.6400
Toll Free: 855.668.8722
Fax: 905.827.6402
canada.inquires@bio-techne.com

Bio-Techne Ltd

19 Barton Lane
Abingdon Science Park
Abingdon, OX14 3NB, United Kingdom
Phone: (44) (0) 1235 529449
Free Phone: 0800 37 34 15
Fax: (44) (0) 1235 533420
info.EMEA@bio-techne.com

General Contact Information

www.novusbio.com
Technical Support: nb-technical@bio-techne.com
Orders: nb-customerservice@bio-techne.com
General: novus@novusbio.com

Products Related to NBP3-25977

HAF008	Goat anti-Rabbit IgG Secondary Antibody [HRP]
NB7160	Goat anti-Rabbit IgG (H+L) Secondary Antibody [HRP]
NBP2-24891	Rabbit IgG Isotype Control
DDXCH04P-100	Human IgG4 Isotype Control

Limitations

This product is for research use only and is not approved for use in humans or in clinical diagnosis. Primary Antibodies are guaranteed for 1 year from date of receipt.

For more information on our 100% guarantee, please visit www.novusbio.com/guarantee

Earn gift cards/discounts by submitting a review: www.novusbio.com/reviews/submit/NBP3-25977

Earn gift cards/discounts by submitting a publication using this product:
www.novusbio.com/publications

