

Product Datasheet

IgG2a Kappa Antibody (RM107) - Azide and BSA Free NBP3-25951

Unit Size: 100 ug

Store at -20C. Avoid freeze-thaw cycles.

www.novusbio.com



technical@novusbio.com

Protocols, Publications, Related Products, Reviews, Research Tools and Images at:
www.novusbio.com/NBP3-25951

Updated 9/9/2025 v.20.1

Earn rewards for product
reviews and publications.

Submit a publication at www.novusbio.com/publications

Submit a review at www.novusbio.com/reviews/destination/NBP3-25951



NBP3-25951

IgG2a Kappa Antibody (RM107) - Azide and BSA Free

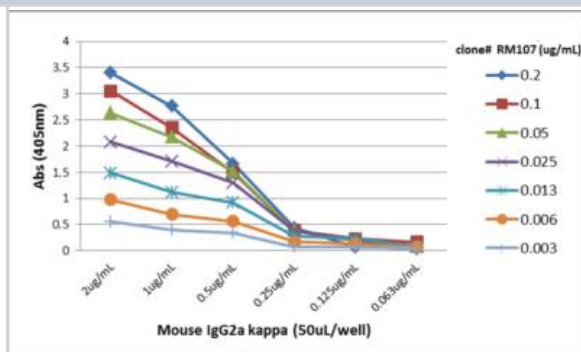
Product Information	
Unit Size	100 ug
Concentration	1 mg/ml
Storage	Store at -20C. Avoid freeze-thaw cycles.
Clonality	Monoclonal
Clone	RM107
Preservative	No Preservative
Isotype	IgG
Purity	Protein A purified
Buffer	PBS

Product Description	
Description	Novus Biologicals Rabbit IgG2a Kappa Antibody (RM107) - Azide and BSA Free (NBP2-62007) is a recombinant monoclonal antibody validated for use in WB and ELISA. All Novus Biologicals antibodies are covered by our 100% guarantee.
Host	Rabbit
Species	Mouse
Specificity/Sensitivity	This antibody reacts to the Fab region of mouse IgG2a Kappa. No cross reactivity with mouse IgG2a α , IgG1, IgG3, IgM, IgA, IgE, human IgG, rat IgG, or goat IgG.
Immunogen	Mouse IgG

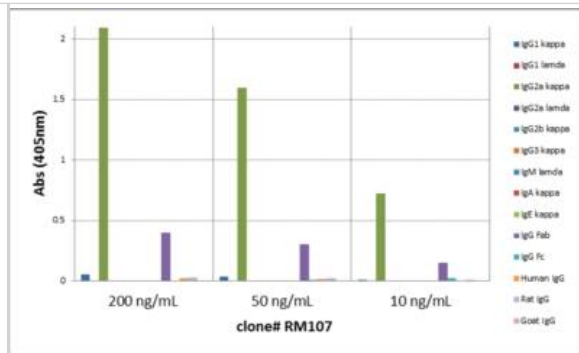
Product Application Details	
Applications	Western Blot, ELISA
Recommended Dilutions	Western Blot 0.1 ug/ml-0.5 ug/ml, ELISA 0.005 ug/ml - 0.2 ug/ml

Images

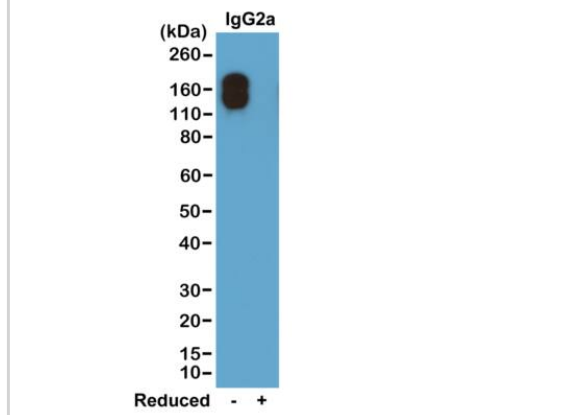
ELISA: IgG2a Kappa Antibody (RM107) - Azide and BSA Free [NBP3-25951] - A titer ELISA of mouse IgG2a kappa. The plate was coated with different amounts of mouse IgG2a kappa. A serial dilution of RM107 was used as the primary antibody. An alkaline phosphatase conjugated anti-rabbit IgG as the secondary antibody.



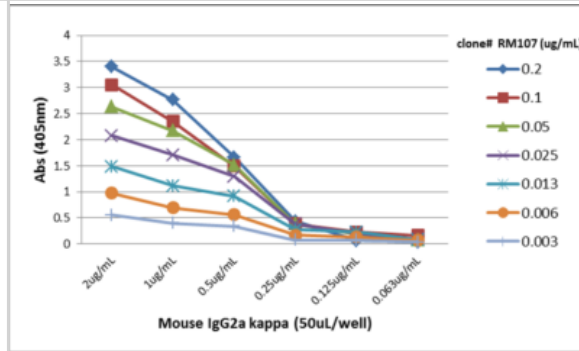
ELISA: IgG2a Kappa Antibody (RM107) - Azide and BSA Free [NBP3-25951] - ELISA of mouse immunoglobulins shows RM107 reacts to the Fab region of mouse IgG2 kappa. No cross reactivity with IgG2a λ , IgG1, IgG3, IgM, IgA, IgE, human IgG, rat IgG, or goat IgG. The plate was coated with 50 ng/well of different immunoglobulins. 200 ng/mL, 50 ng/mL, or 10 ng/mL of NBP3-25951 was used as the primary antibody. An alkaline phosphatase conjugated anti-rabbit IgG as the secondary antibody.



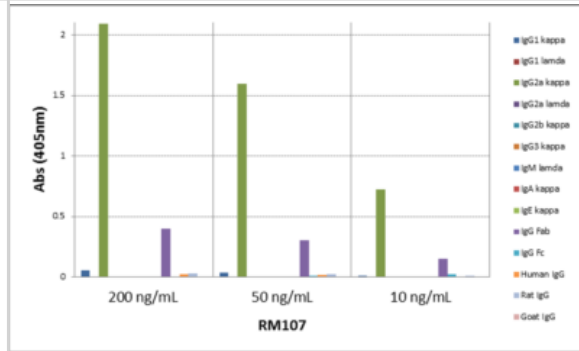
Western Blot: IgG2a Kappa Antibody (RM107) - Azide and BSA Free [NBP3-25951] - Western blot of nonreduced(-) and reduced(+) mouse IgG2ak (20 ng/lane), using Clone RM107. This antibody only reacts to nonreduced Mouse IgG2ak.



ELISA: IgG2a Kappa Antibody (RM107) - Azide and BSA Free [NBP3-25951] - A titer ELISA of mouse IgG2a kappa. The plate was coated with different amounts of mouse IgG2a kappa. A serial dilution of RM107 was used as the primary antibody. An alkaline phosphatase conjugated anti-rabbit IgG as the secondary antibody.



ELISA: IgG2a Kappa Antibody (RM107) - Azide and BSA Free [NBP3-25951] - ELISA of mouse immunoglobulins shows RM107 reacts to the Fab region of mouse IgG2 kappa. No cross reactivity with IgG2a λ , IgG1, IgG3, IgM, IgA, IgE, human IgG, rat IgG, or goat IgG. The plate was coated with 50 ng/well of different immunoglobulins. 200 ng/mL, 50 ng/mL, or 10 ng/mL of NBP3-25951 was used as the primary antibody. An alkaline phosphatase conjugated anti-rabbit IgG as the secondary antibody.





Novus Biologicals USA

10730 E. Briarwood Avenue
Centennial, CO 80112
USA
Phone: 303.730.1950
Toll Free: 1.888.506.6887
Fax: 303.730.1966
nb-customerservice@bio-techne.com

Bio-Techne Canada

21 Canmotor Ave
Toronto, ON M8Z 4E6
Canada
Phone: 905.827.6400
Toll Free: 855.668.8722
Fax: 905.827.6402
canada.inquires@bio-techne.com

Bio-Techne Ltd

19 Barton Lane
Abingdon Science Park
Abingdon, OX14 3NB, United Kingdom
Phone: (44) (0) 1235 529449
Free Phone: 0800 37 34 15
Fax: (44) (0) 1235 533420
info.EMEA@bio-techne.com

General Contact Information

www.novusbio.com
Technical Support: nb-technical@bio-techne.com
Orders: nb-customerservice@bio-techne.com
General: novus@novusbio.com

Products Related to NBP3-25951

NBP2-33376H	Blue Marker Antibody (6F4-F6) [HRP]
HAF008	Goat anti-Rabbit IgG Secondary Antibody [HRP]
NB7160	Goat anti-Rabbit IgG (H+L) Secondary Antibody [HRP]
NBP2-24891	Rabbit IgG Isotype Control

Limitations

This product is for research use only and is not approved for use in humans or in clinical diagnosis. Primary Antibodies are guaranteed for 1 year from date of receipt.

For more information on our 100% guarantee, please visit www.novusbio.com/guarantee

Earn gift cards/discounts by submitting a review: www.novusbio.com/reviews/submit/NBP3-25951

Earn gift cards/discounts by submitting a publication using this product:
www.novusbio.com/publications

