

Product Datasheet

TRIM72 Antibody (HL1855) - Azide and BSA Free NBP3-25730

Unit Size: 100 ul

Store at 4C short term. Aliquot and store at -20C long term. Avoid freeze-thaw cycles.

www.novusbio.com



technical@novusbio.com

Protocols, Publications, Related Products, Reviews, Research Tools and Images at:
www.novusbio.com/NBP3-25730

Updated 12/19/2023 v.20.1

Earn rewards for product
reviews and publications.

Submit a publication at www.novusbio.com/publications

Submit a review at www.novusbio.com/reviews/destination/NBP3-25730



NBP3-25730

TRIM72 Antibody (HL1855) - Azide and BSA Free

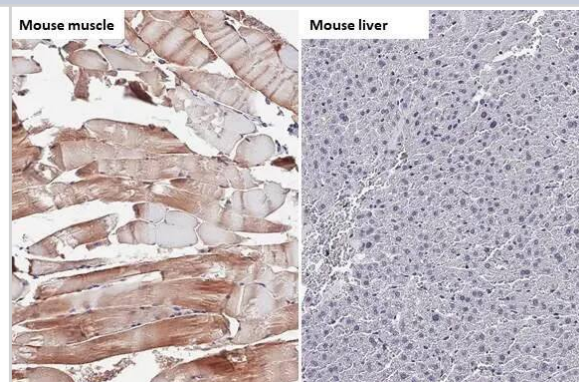
Product Information	
Unit Size	100 ul
Concentration	Concentrations vary lot to lot. See vial label for concentration. If unlisted please contact technical services.
Storage	Store at 4C short term. Aliquot and store at -20C long term. Avoid freeze-thaw cycles.
Clonality	Monoclonal
Clone	HL1855
Preservative	No Preservative
Isotype	IgG
Purity	Protein A purified
Buffer	PBS

Product Description	
Host	Rabbit
Gene ID	493829
Gene Symbol	TRIM72
Species	Human, Mouse, Rat
Immunogen	Recombinant fragment of human TRIM72.

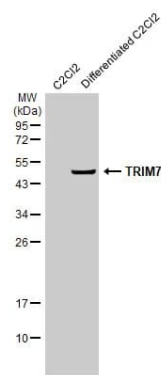
Product Application Details	
Applications	Western Blot, Immunohistochemistry, Immunohistochemistry-Paraffin
Recommended Dilutions	Western Blot 1:500-1:10000, Immunohistochemistry, Immunohistochemistry-Paraffin

Images

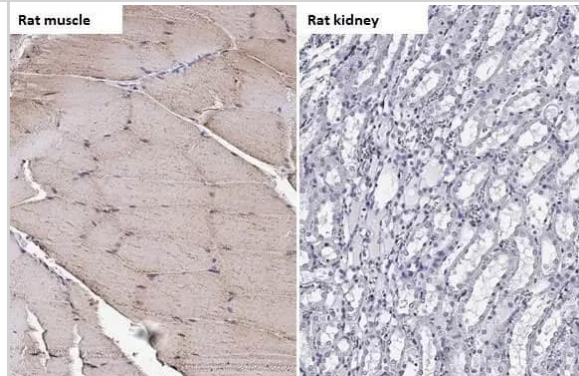
Immunohistochemistry-Paraffin: TRIM72 Antibody (HL1855) - Azide and BSA Free [NBP3-25730] - TRIM72 antibody [HL1855] detects TRIM72 protein at cell membrane by immunohistochemical analysis. Sample: Paraffin-embedded mouse tissues. TRIM72 stained by TRIM72 antibody [HL1855] (NBP3-25730) diluted at 1:100. Antigen Retrieval: Citrate buffer, pH 6.0, 15 min



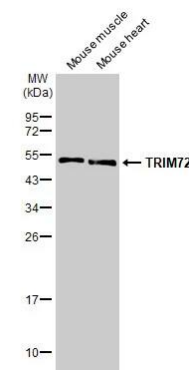
Western Blot: TRIM72 Antibody (HL1855) - Azide and BSA Free [NBP3-25730] - C2C12 whole cell and differentiated extracts (50 ug) were separated by 12% SDS-PAGE, and the membrane was blotted with TRIM72 antibody [HL1855] (NBP3-25730) diluted at 1:5000. The HRP-conjugated anti-rabbit IgG antibody was used to detect the primary antibody.



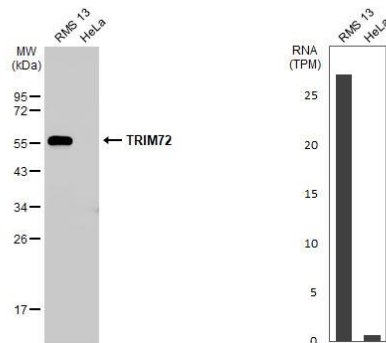
Immunohistochemistry-Paraffin: TRIM72 Antibody (HL1855) - Azide and BSA Free [NBP3-25730] - TRIM72 antibody [HL1855] detects TRIM72 protein at cell membrane by immunohistochemical analysis. Sample: Paraffin-embedded rat tissues. TRIM72 stained by TRIM72 antibody [HL1855] (NBP3-25730) diluted at 1:100. Antigen Retrieval: Citrate buffer, pH 6.0, 15 min



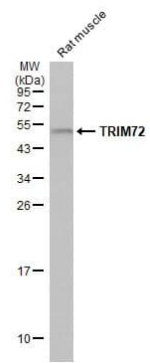
Western Blot: TRIM72 Antibody (HL1855) - Azide and BSA Free [NBP3-25730] - Various tissue extracts (50 ug) were separated by 12% SDS-PAGE, and the membrane was blotted with TRIM72 antibody [HL1855] (NBP3-25730) diluted at 1:1000. The HRP-conjugated anti-rabbit IgG antibody was used to detect the primary antibody.



Western Blot: TRIM72 Antibody (HL1855) - Azide and BSA Free [NBP3-25730] - Various whole cell extracts (30 ug) were separated by 12% SDS-PAGE, and the membrane was blotted with TRIM72 antibody [HL1855] (NBP3-25730) diluted at 1:1000. The HRP-conjugated anti-rabbit IgG antibody was used to detect the primary antibody. Corresponding RNA expression data for the same cell lines are based on Human Protein Atlas program.



Western Blot: TRIM72 Antibody (HL1855) - Azide and BSA Free [NBP3-25730] - Rat tissue extract (50 ug) was separated by 12% SDS-PAGE, and the membrane was blotted with TRIM72 antibody [HL1855] (NBP3-25730) diluted at 1:5000. The HRP-conjugated anti-rabbit IgG antibody was used to detect the primary antibody.





Novus Biologicals USA

10730 E. Briarwood Avenue
Centennial, CO 80112
USA
Phone: 303.730.1950
Toll Free: 1.888.506.6887
Fax: 303.730.1966
nb-customerservice@bio-techne.com

Bio-Techne Canada

21 Canmotor Ave
Toronto, ON M8Z 4E6
Canada
Phone: 905.827.6400
Toll Free: 855.668.8722
Fax: 905.827.6402
canada.inquires@bio-techne.com

Bio-Techne Ltd

19 Barton Lane
Abingdon Science Park
Abingdon, OX14 3NB, United Kingdom
Phone: (44) (0) 1235 529449
Free Phone: 0800 37 34 15
Fax: (44) (0) 1235 533420
info.EMEA@bio-techne.com

General Contact Information

www.novusbio.com
Technical Support: nb-technical@bio-techne.com
Orders: nb-customerservice@bio-techne.com
General: novus@novusbio.com

Products Related to NBP3-25730

HAF008	Goat anti-Rabbit IgG Secondary Antibody [HRP]
NB7160	Goat anti-Rabbit IgG (H+L) Secondary Antibody [HRP]
NBP2-24891	Rabbit IgG Isotype Control
H00493829-P01-10ug	Recombinant Human TRIM72 GST (N-Term) Protein

Limitations

This product is for research use only and is not approved for use in humans or in clinical diagnosis. Primary Antibodies are guaranteed for 1 year from date of receipt.

For more information on our 100% guarantee, please visit www.novusbio.com/guarantee

Earn gift cards/discounts by submitting a review: www.novusbio.com/reviews/submit/NBP3-25730

Earn gift cards/discounts by submitting a publication using this product:
www.novusbio.com/publications

