

# Product Datasheet

## Strep II Tag Antibody (HL1251) - Azide and BSA Free NBP3-25698

Unit Size: 100 ul

Store at 4C short term. Aliquot and store at -20C long term. Avoid freeze-thaw cycles.

[www.novusbio.com](http://www.novusbio.com)



[technical@novusbio.com](mailto:technical@novusbio.com)

Protocols, Publications, Related Products, Reviews, Research Tools and Images at:  
[www.novusbio.com/NBP3-25698](http://www.novusbio.com/NBP3-25698)

Updated 12/19/2023 v.20.1

Earn rewards for product  
reviews and publications.

Submit a publication at [www.novusbio.com/publications](http://www.novusbio.com/publications)

Submit a review at [www.novusbio.com/reviews/destination/NBP3-25698](http://www.novusbio.com/reviews/destination/NBP3-25698)



**NBP3-25698**

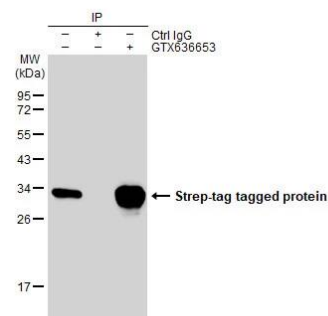
Strep II Tag Antibody (HL1251) - Azide and BSA Free

Product Information	
Unit Size	100 ul
Concentration	Concentrations vary lot to lot. See vial label for concentration. If unlisted please contact technical services.
Storage	Store at 4C short term. Aliquot and store at -20C long term. Avoid freeze-thaw cycles.
Clonality	Monoclonal
Clone	HL1251
Preservative	No Preservative
Isotype	IgG
Purity	Protein A purified
Buffer	PBS
Product Description	
Host	Rabbit
Species	Epitope Tag
Immunogen	The immunogen used to generate this antibody corresponds to Strep II Tag.
Product Application Details	
Applications	Western Blot, Immunocytochemistry/ Immunofluorescence, Immunohistochemistry, Immunohistochemistry-Paraffin, Immunoprecipitation
Recommended Dilutions	Western Blot 1:500-1:3000, Immunohistochemistry, Immunocytochemistry/ Immunofluorescence, Immunoprecipitation, Immunohistochemistry-Paraffin




## Images

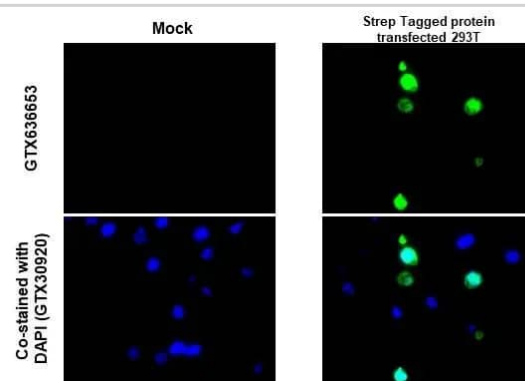
**Immunoprecipitation:** Strep II Tag Antibody (HL1251) - Azide and BSA Free [NBP3-25698] - Immunoprecipitation of Strep epitope Tag protein from 293T whole cell extracts using 5 ug of Strep epitope Tag antibody [HL1251] (NBP3-25698). Western blot analysis was performed using Strep epitope Tag antibody [HL1251] (NBP3-25698). EasyBlot HRP-conjugated anti rabbit IgG antibody .



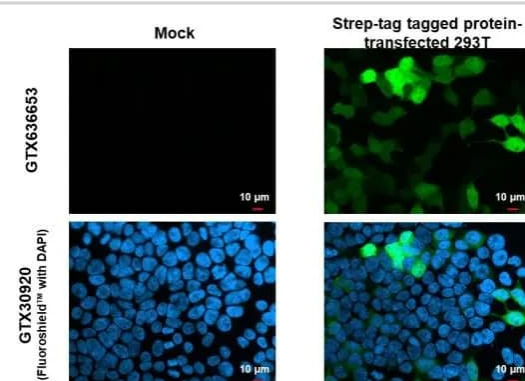
**Western Blot:** Strep II Tag Antibody (HL1251) - Azide and BSA Free [NBP3-25698] - Non-transfected (-) and transfected (+) 293T whole cell extracts (30 ug) were separated by 12% SDS-PAGE, and the membrane was blotted with Strep epitope Tag antibody [HL1251] (NBP3-25698) diluted at 1:1000. The HRP-conjugated anti-rabbit IgG antibody was used to detect the primary antibody.



**Immunohistochemistry-Paraffin:** Strep II Tag Antibody (HL1251) - Azide and BSA Free [NBP3-25698] - Strep epitope Tag antibody [HL1251] detects Strep epitope Tag protein at cytoplasm by immunohistochemical analysis. Sample: Paraffin-embedded mock and Strep Tagged protein transfected 293T cell pellet. Green: Strep epitope Tag stained by Strep epitope Tag antibody [HL1251] (NBP3-25698) diluted at 1:1000. Antigen Retrieval: Citrate buffer, pH 6.0, 15 min



**Immunocytochemistry/Immunofluorescence:** Strep II Tag Antibody (HL1251) - Azide and BSA Free [NBP3-25698] - Strep epitope Tag antibody [HL1251] detects Strep epitope Tag protein by immunofluorescent analysis. Sample: Mock and transfected 293T cells were fixed in 4% paraformaldehyde at RT for 15 min. Green: Strep epitope Tag stained by Strep epitope Tag antibody [HL1251] (NBP3-25698) diluted at 1:500. Blue: Fluoroshield with DAPI .





### **Novus Biologicals USA**

10730 E. Briarwood Avenue  
Centennial, CO 80112  
USA  
Phone: 303.730.1950  
Toll Free: 1.888.506.6887  
Fax: 303.730.1966  
nb-customerservice@bio-techne.com

### **Bio-Techne Canada**

21 Canmotor Ave  
Toronto, ON M8Z 4E6  
Canada  
Phone: 905.827.6400  
Toll Free: 855.668.8722  
Fax: 905.827.6402  
canada.inquires@bio-techne.com

### **Bio-Techne Ltd**

19 Barton Lane  
Abingdon Science Park  
Abingdon, OX14 3NB, United Kingdom  
Phone: (44) (0) 1235 529449  
Free Phone: 0800 37 34 15  
Fax: (44) (0) 1235 533420  
info.EMEA@bio-techne.com

### **General Contact Information**

www.novusbio.com  
Technical Support: nb-technical@bio-  
techne.com  
Orders: nb-customerservice@bio-techne.com  
General: novus@novusbio.com

### **Products Related to NBP3-25698**

---

HAF008	Goat anti-Rabbit IgG Secondary Antibody [HRP]
NB7160	Goat anti-Rabbit IgG (H+L) Secondary Antibody [HRP]
NBP2-24891	Rabbit IgG Isotype Control

---

### **Limitations**

This product is for research use only and is not approved for use in humans or in clinical diagnosis. Primary Antibodies are guaranteed for 1 year from date of receipt.

For more information on our 100% guarantee, please visit [www.novusbio.com/guarantee](http://www.novusbio.com/guarantee)

Earn gift cards/discounts by submitting a review: [www.novusbio.com/reviews/submit/NBP3-25698](http://www.novusbio.com/reviews/submit/NBP3-25698)

Earn gift cards/discounts by submitting a publication using this product:  
[www.novusbio.com/publications](http://www.novusbio.com/publications)

