

Product Datasheet

MKK4/MEK4 Antibody (HL1888) - Azide and BSA Free NBP3-25675

Unit Size: 100 ul

Store at 4C short term. Aliquot and store at -20C long term. Avoid freeze-thaw cycles.

www.novusbio.com



technical@novusbio.com

Protocols, Publications, Related Products, Reviews, Research Tools and Images at:
www.novusbio.com/NBP3-25675

Updated 12/19/2023 v.20.1

Earn rewards for product
reviews and publications.

Submit a publication at www.novusbio.com/publications

Submit a review at www.novusbio.com/reviews/destination/NBP3-25675



NBP3-25675

MKK4/MEK4 Antibody (HL1888) - Azide and BSA Free

Product Information

Unit Size	100 ul
Concentration	Concentrations vary lot to lot. See vial label for concentration. If unlisted please contact technical services.
Storage	Store at 4C short term. Aliquot and store at -20C long term. Avoid freeze-thaw cycles.
Clonality	Monoclonal
Clone	HL1888
Preservative	No Preservative
Isotype	IgG
Purity	Protein A purified
Buffer	PBS

Product Description


Host	Rabbit
Gene ID	6416
Gene Symbol	MAP2K4
Species	Human, Mouse, Rat
Immunogen	Carrier-protein conjugated synthetic peptide encompassing a sequence within the N-terminus region of human MKK4/MEK4. The exact sequence is proprietary.

Product Application Details

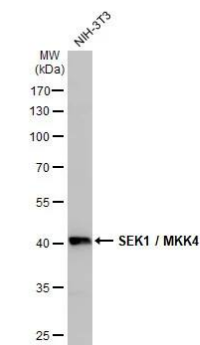
Applications	Western Blot, Immunocytochemistry/ Immunofluorescence
Recommended Dilutions	Western Blot 1:500-1:3000, Immunocytochemistry/ Immunofluorescence

Images

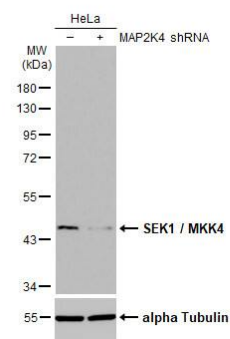
Western Blot: MKK4/MEK4 Antibody (HL1888) - Azide and BSA Free [NBP3-25675] - Whole cell extract (30 ug) was separated by 10% SDS-PAGE, and the membrane was blotted with SEK1 / MKK4 antibody [HL1888] (NBP3-25675) diluted at 1:1000. The HRP-conjugated anti-rabbit IgG antibody was used to detect the primary antibody.



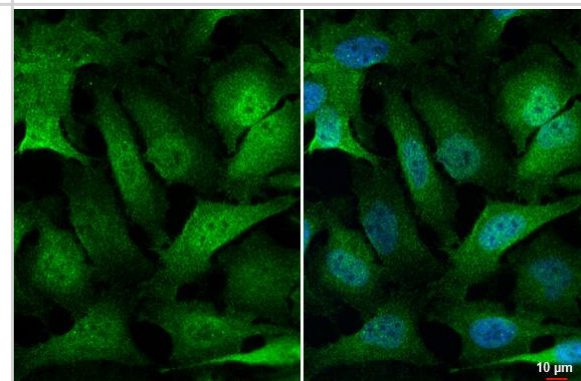
Western Blot: MKK4/MEK4 Antibody (HL1888) - Azide and BSA Free [NBP3-25675] - Whole cell extract (30 ug) was separated by 10% SDS-PAGE, and the membrane was blotted with SEK1 / MKK4 antibody [HL1888] (NBP3-25675) diluted at 1:1000. The HRP-conjugated anti-rabbit IgG antibody was used to detect the primary antibody.



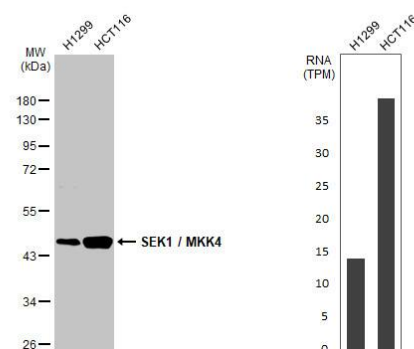
Knockdown Validated: MKK4/MEK4 Antibody (HL1888) - Azide and BSA Free [NBP3-25675] - Untransfected (-) and transfected (+) HeLa whole cell extract (30 ug) were separated by 10% SDS-PAGE, and the membrane was blotted with SEK1 / MKK4 antibody [HL1888] (NBP3-25675) diluted at 1:1000. The HRP-conjugated anti-rabbit IgG antibody was used to detect the primary antibody.



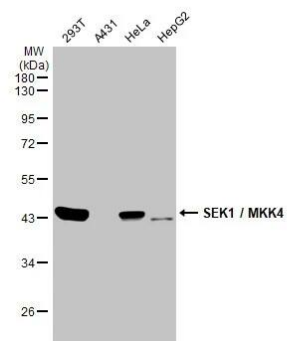
Immunocytochemistry/Immunofluorescence: MKK4/MEK4 Antibody (HL1888) - Azide and BSA Free [NBP3-25675] - SEK1 / MKK4 antibody [HL1888] detects SEK1 / MKK4 protein at cytoplasm and nucleus by immunofluorescent analysis. Sample: HeLa cells were fixed in 4% paraformaldehyde at RT for 15 min. Green: SEK1 / MKK4 stained by SEK1 / MKK4 antibody [HL1888] (NBP3-25675) diluted at 1:500. Blue: Fluoroshield with DAPI .



Western Blot: MKK4/MEK4 Antibody (HL1888) - Azide and BSA Free [NBP3-25675] - Various whole cell extracts (30 ug) were separated by 10% SDS-PAGE, and the membrane was blotted with SEK1 / MKK4 antibody [HL1888] (NBP3-25675) diluted at 1:1000. The HRP-conjugated anti-rabbit IgG antibody was used to detect the primary antibody. Corresponding RNA expression data for the same cell lines are based on Human Protein Atlas program.



Western Blot: MKK4/MEK4 Antibody (HL1888) - Azide and BSA Free [NBP3-25675] - Various whole cell extracts (30 ug) were separated by 10% SDS-PAGE, and the membrane was blotted with SEK1 / MKK4 antibody [HL1888] (NBP3-25675) diluted at 1:1000. The HRP-conjugated anti-rabbit IgG antibody was used to detect the primary antibody.





Novus Biologicals USA

10730 E. Briarwood Avenue
Centennial, CO 80112
USA
Phone: 303.730.1950
Toll Free: 1.888.506.6887
Fax: 303.730.1966
nb-customerservice@bio-techne.com

Bio-Techne Canada

21 Canmotor Ave
Toronto, ON M8Z 4E6
Canada
Phone: 905.827.6400
Toll Free: 855.668.8722
Fax: 905.827.6402
canada.inquires@bio-techne.com

Bio-Techne Ltd

19 Barton Lane
Abingdon Science Park
Abingdon, OX14 3NB, United Kingdom
Phone: (44) (0) 1235 529449
Free Phone: 0800 37 34 15
Fax: (44) (0) 1235 533420
info.EMEA@bio-techne.com

General Contact Information

www.novusbio.com
Technical Support: nb-technical@bio-techne.com
Orders: nb-customerservice@bio-techne.com
General: novus@novusbio.com

Products Related to NBP3-25675

HAF008	Goat anti-Rabbit IgG Secondary Antibody [HRP]
NB7160	Goat anti-Rabbit IgG (H+L) Secondary Antibody [HRP]
NBP2-24891	Rabbit IgG Isotype Control
NBP2-57194PEP	MKK4/MEK4 Recombinant Protein Antigen

Limitations

This product is for research use only and is not approved for use in humans or in clinical diagnosis. Primary Antibodies are guaranteed for 1 year from date of receipt.

For more information on our 100% guarantee, please visit www.novusbio.com/guarantee

Earn gift cards/discounts by submitting a review: www.novusbio.com/reviews/submit/NBP3-25675

Earn gift cards/discounts by submitting a publication using this product:
www.novusbio.com/publications

