

Product Datasheet

SARS-CoV-2 Spike RBD Antibody (HL1866) - Omicron Variant - Azide and BSA Free **NBP3-25671**

Unit Size: 100 ul

Store at 4C short term. Aliquot and store at -20C long term. Avoid freeze-thaw cycles.

www.novusbio.com



technical@novusbio.com

Protocols, Publications, Related Products, Reviews, Research Tools and Images at:
www.novusbio.com/NBP3-25671

Updated 12/19/2023 v.20.1

Earn rewards for product reviews and publications.

Submit a publication at www.novusbio.com/publications

Submit a review at www.novusbio.com/reviews/destination/NBP3-25671



NBP3-25671**SARS-CoV-2 Spike RBD Antibody (HL1866) - Omicron Variant - Azide and BSA Free****Product Information**

Unit Size	100 ul
Concentration	Concentrations vary lot to lot. See vial label for concentration. If unlisted please contact technical services.
Storage	Store at 4C short term. Aliquot and store at -20C long term. Avoid freeze-thaw cycles.
Clonality	Monoclonal
Clone	HL1866
Preservative	No Preservative
Isotype	IgG
Purity	Protein A purified
Buffer	PBS

Product Description

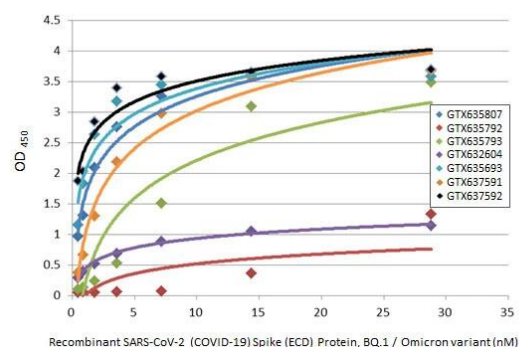
Host	Rabbit
Gene ID	43740568
Gene Symbol	S
Species	SARS-CoV-2
Specificity/Sensitivity	This antibody is able to detect multiple SARS-CoV-2 Omicron variants, including BA.1, BA.2, BA.4, and BA.5. Our internal testing indicates no cross-reactivity with Alpha, Beta, Gamma, and Delta variants.
Immunogen	Full length SARS-coV-2 RBD recombinant protein.

Product Application Details

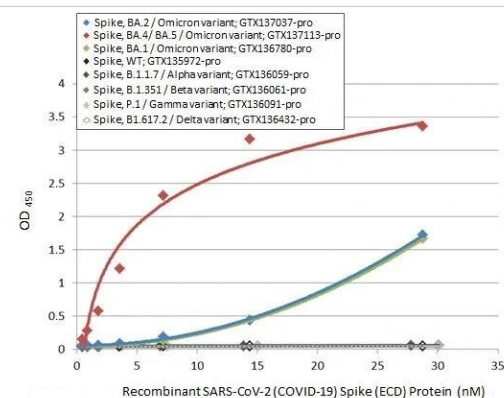
Applications	ELISA, Functional (Inhibition), Immunocytochemistry/ Immunofluorescence, Sandwich ELISA
Recommended Dilutions	ELISA, Immunocytochemistry/ Immunofluorescence, Sandwich ELISA, Functional (Inhibition)

Images

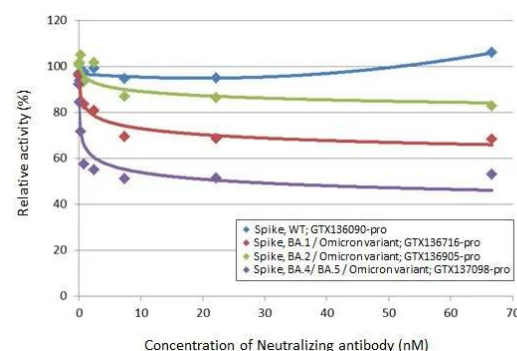
ELISA: SARS-CoV-2 Spike RBD Antibody (HL1866) - Omicron Variant - Azide and BSA Free [NBP3-25671] - Indirect ELISA analysis was performed by coating the plate with recombinant SARS-CoV-2 (COVID-19) Spike (ECD) Protein, Omicron / BQ.1 variant, His tag (28.78-0.45 nM). Coated protein was probed with the specified SARS-CoV-2 (COVID-19) Spike antibodies (1 ug/mL). Goat anti-rabbit IgG antibody (HRP) (1:10000) or goat anti-mouse IgG antibody (HRP) (1:10000) was used to detect the bound primary antibody.



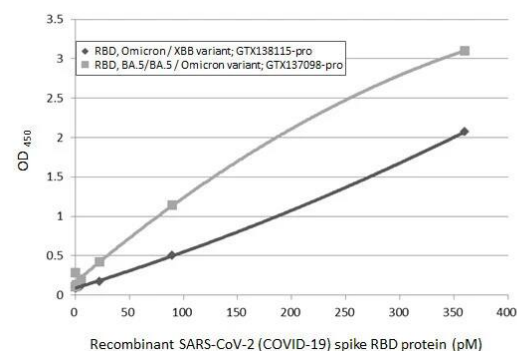
ELISA: SARS-CoV-2 Spike RBD Antibody (HL1866) - Omicron Variant - Azide and BSA Free [NBP3-25671] - Indirect ELISA analysis was performed by coating the plate with recombinant Spike ECD protein(s) derived from different strains of SARS-CoV-2 virus (ie., Wild type; B.1.1.7 Alpha variant; B.1.351 Beta variant; P.1 Gamma variant; B1.617.2 Delta variant; BA.1 Omicron variant; BA.2 Omicron variant; BA.4/BA.5 Omicron variant) (28.78-0.45 nM). Coated protein was probed with SARS-CoV-2 (COVID-19) Spike RBD Omicron antibody [HL1866] (NBP3-25671) (1 ug/mL). Goat anti-rabbit IgG antibody (HRP) (1:10000) was used to detect the bound primary antibody.



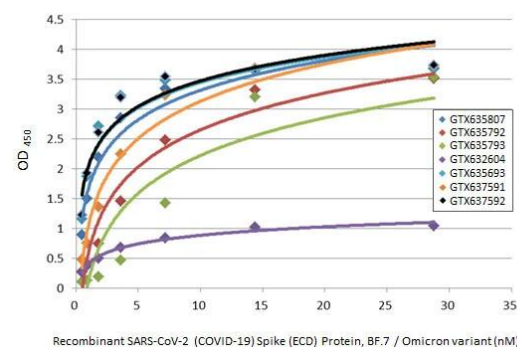
Functional (Inhibition): SARS-CoV-2 Spike RBD Antibody (HL1866) - Omicron Variant - Azide and BSA Free [NBP3-25671] - Inhibition analysis of immobilized recombinant Spike RBD Protein(s) derived from different strains of SARS-CoV-2 virus (ie., Wild type; BA.1 Omicron variant; BA.2 Omicron variant; BA.4/BA.5 Omicron variant) (coated at 2 ug/mL) binding to soluble recombinant Human ACE2 (ECD) protein, mouse IgG Fc tag (active) (1000 ng/mL) binding was inhibited by increasing concentrations of SARS-CoV-2 (COVID-19) Spike RBD Omicron antibody [HL1866] (NBP3-25671) (0.09-66.67 nM). Bound was detected by Goat Anti-Mouse IgG antibody (HRP) (1:10000).



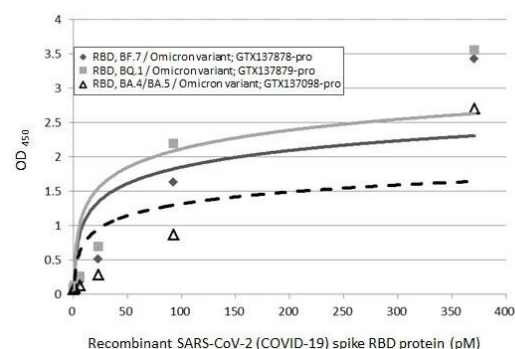
ELISA: SARS-CoV-2 Spike RBD Antibody (HL1866) - Omicron Variant - Azide and BSA Free [NBP3-25671] - Sandwich ELISA detection of recombinant Spike RBD Protein(s) derived from different strains of SARS-CoV-2 virus (ie., Wild type; BA.4/ BA.5 Omicron variant; Omicron / XBB variant) using antibodies as below. Capture: SARS-CoV-2 (COVID-19) Spike RBD antibody [HL1014] (5 ug/mL) Detection: HRP-conjugated SARS-CoV-2 (COVID-19) Spike RBD Omicron antibody [HL1866] (NBP3-25671) (1 ug/mL) Please notice that NBP3-25671 needs to be conjugated to HRP to function as the detection antibody when paired with HL1014. Please contact us for custom HRP-conjugated antibody.



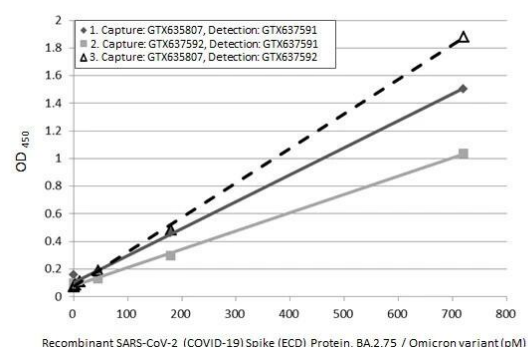
ELISA: SARS-CoV-2 Spike RBD Antibody (HL1866) - Omicron Variant - Azide and BSA Free [NBP3-25671] - Indirect ELISA analysis was performed by coating the plate with recombinant SARS-CoV-2 (COVID-19) Spike (ECD) Protein, Omicron / BF.7 variant, His tag (28.78-0.45 nM). Coated protein was probed with the specified SARS-CoV-2 (COVID-19) Spike antibodies (1 ug/mL). Goat anti-rabbit IgG antibody (HRP) (1:10000) or goat anti-mouse IgG antibody (HRP) (1:10000) was used to detect the bound primary antibody.



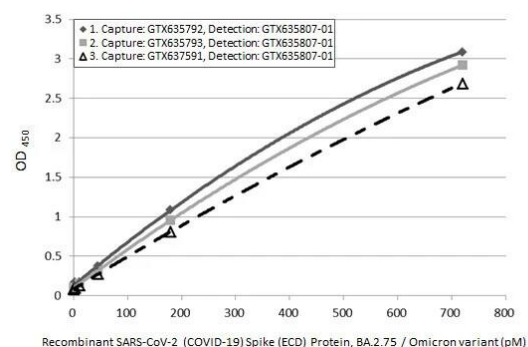
ELISA: SARS-CoV-2 Spike RBD Antibody (HL1866) - Omicron Variant - Azide and BSA Free [NBP3-25671] - Sandwich ELISA detection of recombinant Spike RBD Protein(s) derived from different strains of SARS-CoV-2 virus (ie., BA.4/BA.5 Omicron variant; BF.7 Omicron variant; BQ.1 Omicron variant) using antibodies as below. Capture: SARS-CoV-2 (COVID-19) Spike RBD antibody [HL1014] (5 ug/mL) Detection: HRP-conjugated SARS-CoV-2 (COVID-19) Spike RBD Omicron antibody [HL1866] (NBP3-25671) (1 ug/mL) Please notice that NBP3-25671 needs to be conjugated to HRP to function as the detection antibody when paired with HL1014. Please contact us for custom HRP-conjugated antibody.



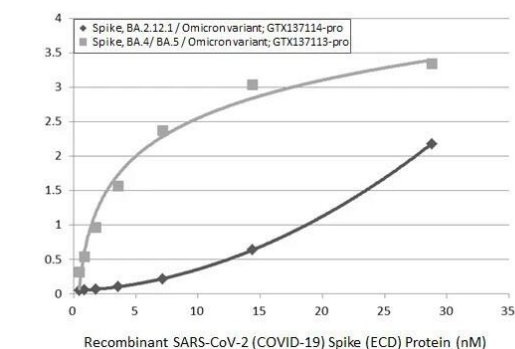
ELISA: SARS-CoV-2 Spike RBD Antibody (HL1866) - Omicron Variant - Azide and BSA Free [NBP3-25671] - Sandwich ELISA detection of SARS-CoV-2 (COVID-19) Spike (ECD) Protein, Omicron / BA.2.75 variant, His tag using ELISA pairs below. Pair 1: Capture: SARS-CoV-2 (COVID-19) Spike RBD antibody [HL1014] (5 ug/mL) Detection: SARS-CoV-2 (COVID-19) Spike RBD Omicron antibody [HL1866] (NBP3-25671) (1 ug/mL) Pair 2: Capture: SARS-CoV-2 (COVID-19) Spike RBD Omicron antibody [HL1867] (NBP3-25672) (5 ug/mL) Detection: SARS-CoV-2 (COVID-19) Spike RBD Omicron antibody [HL1866] (NBP3-25671) (1 ug/mL) Pair 3: Capture: SARS-CoV-2 (COVID-19) Spike RBD antibody [HL1014] (5 ug/mL) Detection: SARS-CoV-2 (COVID-19) Spike RBD Omicron antibody [HL1867] (NBP3-25672) (1 ug/mL) Please notice that NBP3-25671 and NBP3-25672 needs to be conjugated to HRP to function as the detection antibody when paired with HL1014 and NBP3-25672. Please contact us for custom HRP-conjugated antibody.



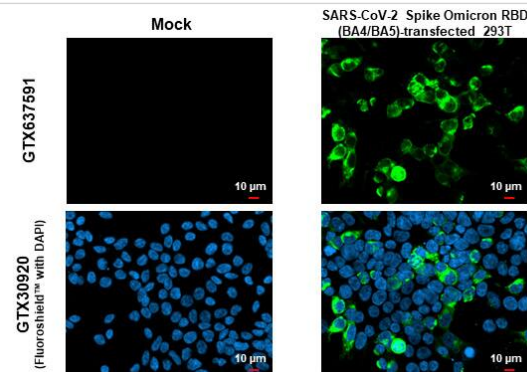
ELISA: SARS-CoV-2 Spike RBD Antibody (HL1866) - Omicron Variant - Azide and BSA Free [NBP3-25671] - Sandwich ELISA detection of SARS-CoV-2 (COVID-19) Spike (ECD) Protein, Omicron / BA.2.75 variant, His tag using ELISA pairs below. Pair 1: Capture: SARS-CoV-2 (COVID-19) Spike RBD antibody [HL1003] (5 ug/mL) Detection: SARS-CoV-2 (COVID-19) Spike RBD antibody [HL1014] (HRP) (HL1014-01) (1 ug/mL) Pair 2: Capture: SARS-CoV-2 (COVID-19) Spike RBD antibody [HL1004] (5 ug/mL) Detection: SARS-CoV-2 (COVID-19) Spike RBD antibody [HL1014] (HRP) (HL1014-01) (1 ug/mL) Pair 3: Capture: SARS-CoV-2 (COVID-19) Spike RBD Omicron antibody [HL1866] (NBP3-25671) (5 ug/mL) Detection: SARS-CoV-2 (COVID-19) Spike RBD antibody [HL1014] (HRP) (HL1014-01) (1 ug/mL)



ELISA: SARS-CoV-2 Spike RBD Antibody (HL1866) - Omicron Variant - Azide and BSA Free [NBP3-25671] - Indirect ELISA analysis was performed by coating the plate with recombinant Spike ECD protein(s) derived from different strains of SARS-CoV-2 virus (ie., BA.2.12.1 Omicron variant; BA.4/BA.5 Omicron variant) (28.78-0.45 nM). Coated protein was probed with SARS-CoV-2 (COVID-19) Spike RBD Omicron antibody [HL1866] (NBP3-25671) (1 ug/mL). Goat anti-rabbit IgG antibody (HRP) (1:10000) was used to detect the bound primary antibody.



Immunocytochemistry/Immunofluorescence: SARS-CoV-2 Spike RBD Antibody (HL1866) - Omicron Variant - Azide and BSA Free [NBP3-25671] - SARS-CoV-2 (COVID-19) Spike RBD Omicron antibody [HL1866] detects SARS-CoV-2 (COVID-19) Spike RBD Omicron protein by immunofluorescent analysis. Sample: Mock and transfected 293T cells were fixed in 4% paraformaldehyde at RT for 15 min. Green: SARS-CoV-2 (COVID-19) Spike RBD Omicron stained by SARS-CoV-2 (COVID-19) Spike RBD Omicron antibody [HL1866] (NBP3-25671) diluted at 1:500. Blue: Fluoroshield with DAPI .





Novus Biologicals USA

10730 E. Briarwood Avenue
Centennial, CO 80112
USA
Phone: 303.730.1950
Toll Free: 1.888.506.6887
Fax: 303.730.1966
nb-customerservice@bio-techne.com

Bio-Techne Canada

21 Canmotor Ave
Toronto, ON M8Z 4E6
Canada
Phone: 905.827.6400
Toll Free: 855.668.8722
Fax: 905.827.6402
canada.inquires@bio-techne.com

Bio-Techne Ltd

19 Barton Lane
Abingdon Science Park
Abingdon, OX14 3NB, United Kingdom
Phone: (44) (0) 1235 529449
Free Phone: 0800 37 34 15
Fax: (44) (0) 1235 533420
info.EMEA@bio-techne.com

General Contact Information

www.novusbio.com
Technical Support: nb-technical@bio-techne.com
Orders: nb-customerservice@bio-techne.com
General: novus@novusbio.com

Products Related to NBP3-25671

HAF008	Goat anti-Rabbit IgG Secondary Antibody [HRP]
NB7160	Goat anti-Rabbit IgG (H+L) Secondary Antibody [HRP]
NBP2-24891	Rabbit IgG Isotype Control
NBP3-11407	SARS-CoV-2 Spike RBD ELISA Kit (Colorimetric)

Limitations

This product is for research use only and is not approved for use in humans or in clinical diagnosis. Primary Antibodies are guaranteed for 1 year from date of receipt.

For more information on our 100% guarantee, please visit www.novusbio.com/guarantee

Earn gift cards/discounts by submitting a review: www.novusbio.com/reviews/submit/NBP3-25671

Earn gift cards/discounts by submitting a publication using this product:
www.novusbio.com/publications

