

Product Datasheet

RNase L Antibody (HL2341) - Azide and BSA Free NBP3-25640

Unit Size: 100 ul

Store at 4C short term. Aliquot and store at -20C long term. Avoid freeze-thaw cycles.

www.novusbio.com



technical@novusbio.com

Protocols, Publications, Related Products, Reviews, Research Tools and Images at:
www.novusbio.com/NBP3-25640

Updated 12/19/2023 v.20.1

Earn rewards for product
reviews and publications.

Submit a publication at www.novusbio.com/publications

Submit a review at www.novusbio.com/reviews/destination/NBP3-25640



NBP3-25640

RNase L Antibody (HL2341) - Azide and BSA Free


Product Information	
Unit Size	100 ul
Concentration	Concentrations vary lot to lot. See vial label for concentration. If unlisted please contact technical services.
Storage	Store at 4C short term. Aliquot and store at -20C long term. Avoid freeze-thaw cycles.
Clonality	Monoclonal
Clone	HL2341
Preservative	No Preservative
Isotype	IgG
Purity	Protein A purified
Buffer	PBS

Product Description	
Host	Rabbit
Gene ID	6041
Gene Symbol	RNASEL
Species	Human, Mouse, Rat, Canine
Immunogen	Recombinant fragment of human RNase L.

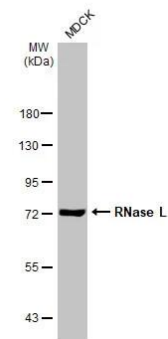
Product Application Details	
Applications	Western Blot
Recommended Dilutions	Western Blot 1:500-1:3000

Images

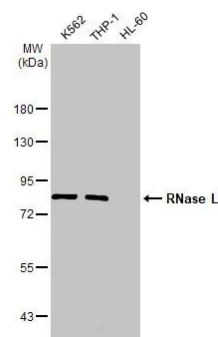
Western Blot: RNase L Antibody (HL2341) - Azide and BSA Free [NBP3-25640] - Whole cell extract (30 ug) was separated by 7.5% SDS-PAGE, and the membrane was blotted with RNase L antibody [HL2341] (NBP3-25640) diluted at 1:1000. The HRP-conjugated anti-rabbit IgG antibody was used to detect the primary antibody.




Western Blot: RNase L Antibody (HL2341) - Azide and BSA Free [NBP3-25640] - Whole cell extract (30 ug) was separated by 7.5% SDS-PAGE, and the membrane was blotted with RNase L antibody [HL2341] (NBP3-25640) diluted at 1:1000. The HRP-conjugated anti-rabbit IgG antibody was used to detect the primary antibody.




Western Blot: RNase L Antibody (HL2341) - Azide and BSA Free [NBP3-25640] - Various whole cell extracts (30 ug) were separated by 7.5% SDS-PAGE, and the membrane was blotted with RNase L antibody [HL2341] (NBP3-25640) diluted at 1:1000. The HRP-conjugated anti-rabbit IgG antibody was used to detect the primary antibody.



Western Blot: RNase L Antibody (HL2341) - Azide and BSA Free [NBP3-25640] - Mouse tissue extract (50 ug) was separated by 7.5% SDS-PAGE, and the membrane was blotted with RNase L antibody [HL2341] (NBP3-25640) diluted at 1:1000. The HRP-conjugated anti-rabbit IgG antibody was used to detect the primary antibody.



Western Blot: RNase L Antibody (HL2341) - Azide and BSA Free [NBP3-25640] - Various whole cell extracts (30 ug) were separated by 7.5% SDS-PAGE, and the membrane was blotted with RNase L antibody [HL2341] (NBP3-25640) diluted at 1:1000. The HRP-conjugated anti-rabbit IgG antibody was used to detect the primary antibody.





Novus Biologicals USA

10730 E. Briarwood Avenue
Centennial, CO 80112
USA
Phone: 303.730.1950
Toll Free: 1.888.506.6887
Fax: 303.730.1966
nb-customerservice@bio-techne.com

Bio-Techne Canada

21 Canmotor Ave
Toronto, ON M8Z 4E6
Canada
Phone: 905.827.6400
Toll Free: 855.668.8722
Fax: 905.827.6402
canada.inquires@bio-techne.com

Bio-Techne Ltd

19 Barton Lane
Abingdon Science Park
Abingdon, OX14 3NB, United Kingdom
Phone: (44) (0) 1235 529449
Free Phone: 0800 37 34 15
Fax: (44) (0) 1235 533420
info.EMEA@bio-techne.com

General Contact Information

www.novusbio.com
Technical Support: nb-technical@bio-techne.com
Orders: nb-customerservice@bio-techne.com
General: novus@novusbio.com

Products Related to NBP3-25640

HAF008	Goat anti-Rabbit IgG Secondary Antibody [HRP]
NB7160	Goat anti-Rabbit IgG (H+L) Secondary Antibody [HRP]
NBP2-24891	Rabbit IgG Isotype Control
H00006041-Q01-2ug	Recombinant Human RNase L GST (N-Term) Protein

Limitations

This product is for research use only and is not approved for use in humans or in clinical diagnosis. Primary Antibodies are guaranteed for 1 year from date of receipt.

For more information on our 100% guarantee, please visit www.novusbio.com/guarantee

Earn gift cards/discounts by submitting a review: www.novusbio.com/reviews/submit/NBP3-25640

Earn gift cards/discounts by submitting a publication using this product:
www.novusbio.com/publications

