

Product Datasheet

Respiratory Syncytial Virus Nucleoprotein Antibody (HL1291) - Azide and BSA Free NBP3-25629

Unit Size: 100 ul

Store at 4C short term. Aliquot and store at -20C long term. Avoid freeze-thaw cycles.

www.novusbio.com



technical@novusbio.com

Protocols, Publications, Related Products, Reviews, Research Tools and Images at:
www.novusbio.com/NBP3-25629

Updated 9/9/2025 v.20.1

Earn rewards for product
reviews and publications.

Submit a publication at www.novusbio.com/publications

Submit a review at www.novusbio.com/reviews/destination/NBP3-25629



NBP3-25629**Respiratory Syncytial Virus Nucleoprotein Antibody (HL1291) - Azide and BSA Free**

Product Information	
Unit Size	100 ul
Concentration	Concentrations vary lot to lot. See vial label for concentration. If unlisted please contact technical services.
Storage	Store at 4C short term. Aliquot and store at -20C long term. Avoid freeze-thaw cycles.
Clonality	Monoclonal
Clone	HL1291
Preservative	No Preservative
Isotype	IgG
Purity	Protein A purified
Buffer	PBS


Product Description	
Description	Novus Biologicals Rabbit Respiratory Syncytial Virus Nucleoprotein Antibody (HL1291) - Azide and BSA Free (NBP3-25629) is a recombinant monoclonal antibody validated for use in WB and ELISA. All Novus Biologicals antibodies are covered by our 100% guarantee.
Host	Rabbit
Species	Virus
Reactivity Notes	Respiratory Syncytial Virus
Immunogen	Recombinant fragment of Respiratory Syncytial Virus Nucleoprotein.

Product Application Details	
Applications	Western Blot, ELISA, Sandwich ELISA
Recommended Dilutions	Western Blot, ELISA, Sandwich ELISA

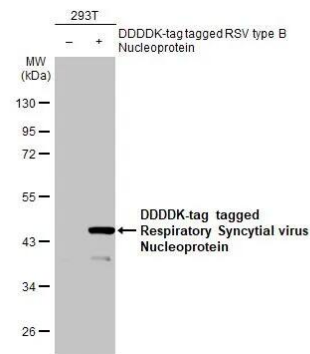


Images

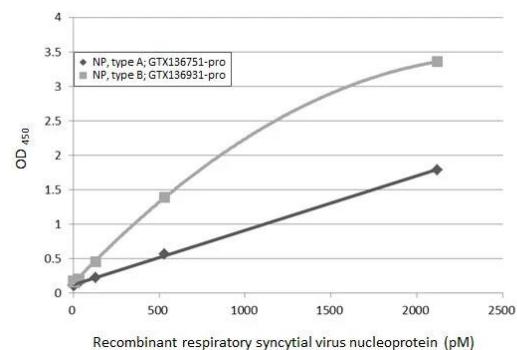
Western Blot: Respiratory Syncytial Virus Nucleoprotein Antibody (HL1291) - Azide and BSA Free [NBP3-25629] - Non-transfected (-) and transfected (+) 293T whole cell extracts (30 ug) were separated by 10% SDS-PAGE, and the membrane was blotted with Respiratory Syncytial virus Nucleoprotein antibody [HL1291] (NBP3-25629) diluted at 1:5000. The HRP-conjugated anti-rabbit IgG antibody was used to detect the primary antibody.



Western Blot: Respiratory Syncytial Virus Nucleoprotein Antibody (HL1291) - Azide and BSA Free [NBP3-25629] - Non-transfected (-) and transfected (+) 293T whole cell extracts (30 ug) were separated by 10% SDS-PAGE, and the membrane was blotted with Respiratory Syncytial virus Nucleoprotein antibody [HL1291] (NBP3-25629) diluted at 1:5000. The HRP-conjugated anti-rabbit IgG antibody was used to detect the primary antibody.



ELISA: Respiratory Syncytial Virus Nucleoprotein Antibody (HL1291) - Azide and BSA Free [NBP3-25629] - Sandwich ELISA detection of recombinant nucleoproteins (NP) derived from different strains of respiratory syncytial virus (i.e., type A; type B) using antibodies as below. Capture: Respiratory Syncytial virus Nucleoprotein antibody [HL1245] (NBP3-25625) (5 ug/mL) Detection: HRP-conjugated Respiratory Syncytial virus Nucleoprotein antibody [HL1291] (NBP3-25629) (1 ug/mL) Please notice that NBP3-25629 needs to be conjugated to HRP to function as the detection antibody when paired with NBP3-25625. Please contact us for custom HRP-conjugated antibody.





Novus Biologicals USA

10730 E. Briarwood Avenue
Centennial, CO 80112
USA
Phone: 303.730.1950
Toll Free: 1.888.506.6887
Fax: 303.730.1966
nb-customerservice@bio-techne.com

Bio-Techne Canada

21 Canmotor Ave
Toronto, ON M8Z 4E6
Canada
Phone: 905.827.6400
Toll Free: 855.668.8722
Fax: 905.827.6402
canada.inquires@bio-techne.com

Bio-Techne Ltd

19 Barton Lane
Abingdon Science Park
Abingdon, OX14 3NB, United Kingdom
Phone: (44) (0) 1235 529449
Free Phone: 0800 37 34 15
Fax: (44) (0) 1235 533420
info.EMEA@bio-techne.com

General Contact Information

www.novusbio.com
Technical Support: nb-technical@bio-techne.com
Orders: nb-customerservice@bio-techne.com
General: novus@novusbio.com

Products Related to NBP3-25629

NBP2-33376H	Blue Marker Antibody (6F4-F6) [HRP]
HAF008	Goat anti-Rabbit IgG Secondary Antibody [HRP]
NB7160	Goat anti-Rabbit IgG (H+L) Secondary Antibody [HRP]
NBP2-24891	Rabbit IgG Isotype Control

Limitations

This product is for research use only and is not approved for use in humans or in clinical diagnosis. Primary Antibodies are guaranteed for 1 year from date of receipt.

For more information on our 100% guarantee, please visit www.novusbio.com/guarantee

Earn gift cards/discounts by submitting a review: www.novusbio.com/reviews/submit/NBP3-25629

Earn gift cards/discounts by submitting a publication using this product:
www.novusbio.com/publications

