

Product Datasheet

MAX binding protein Antibody (HL2309) - Azide and BSA Free **NBP3-25567**

Unit Size: 100 ul

Store at 4C short term. Aliquot and store at -20C long term. Avoid freeze-thaw cycles.

www.novusbio.com



technical@novusbio.com

Protocols, Publications, Related Products, Reviews, Research Tools and Images at:
www.novusbio.com/NBP3-25567

Updated 12/19/2023 v.20.1

Earn rewards for product reviews and publications.

Submit a publication at www.novusbio.com/publications

Submit a review at www.novusbio.com/reviews/destination/NBP3-25567



NBP3-25567


MAX binding protein Antibody (HL2309) - Azide and BSA Free

Product Information	
Unit Size	100 ul
Concentration	Concentrations vary lot to lot. See vial label for concentration. If unlisted please contact technical services.
Storage	Store at 4C short term. Aliquot and store at -20C long term. Avoid freeze-thaw cycles.
Clonality	Monoclonal
Clone	HL2309
Preservative	No Preservative
Isotype	IgG
Purity	Protein A purified
Buffer	PBS
Product Description	
Host	Rabbit
Gene ID	4335
Gene Symbol	MNT
Species	Human, Mouse
Immunogen	Recombinant fragmemt of human MAX binding protein.
Product Application Details	
Applications	Western Blot, Immunocytochemistry/ Immunofluorescence, Immunohistochemistry, Immunohistochemistry-Paraffin
Recommended Dilutions	Western Blot 1:500-1:3000, Immunohistochemistry, Immunocytochemistry/ Immunofluorescence, Immunohistochemistry-Paraffin

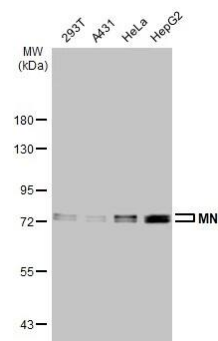


Images

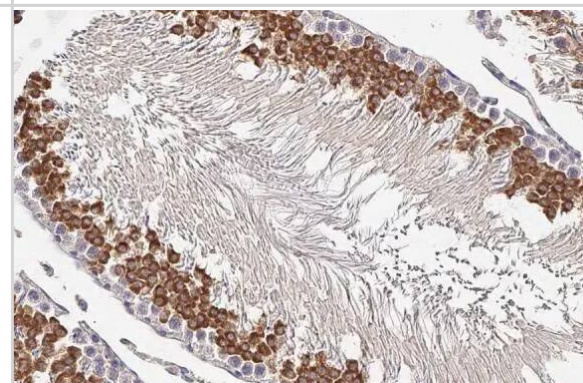
Western Blot: MAX binding protein Antibody (HL2309) - Azide and BSA Free [NBP3-25567] - A431 whole cell and nuclear extracts (30 ug) were separated by 7.5% SDS-PAGE, and the membrane was blotted with MNT antibody [HL2309] (NBP3-25567) diluted at 1:2000. The HRP-conjugated anti-rabbit IgG antibody was used to detect the primary antibody.



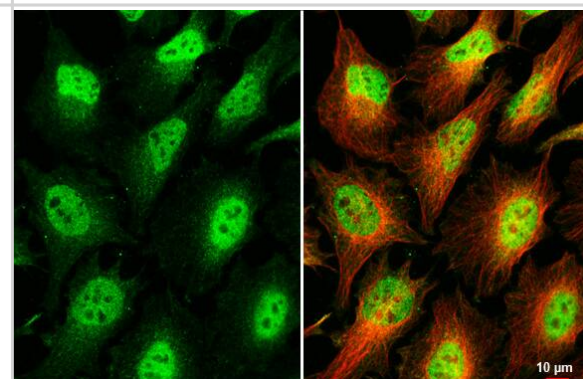
Western Blot: MAX binding protein Antibody (HL2309) - Azide and BSA Free [NBP3-25567] - Various whole cell extracts (30 ug) were separated by 7.5% SDS-PAGE, and the membrane was blotted with MNT antibody [HL2309] (NBP3-25567) diluted at 1:1000. The HRP-conjugated anti-rabbit IgG antibody was used to detect the primary antibody, and the signal was developed with Trident ECL plus-Enhanced.



Immunohistochemistry-Paraffin: MAX binding protein Antibody (HL2309) - Azide and BSA Free [NBP3-25567] - MNT antibody [HL2309] detects MNT protein at cell membrane and cytoplasm by immunohistochemical analysis. Sample: Paraffin-embedded mouse testis. MNT stained by MNT antibody [HL2309] (NBP3-25567) diluted at 1:200. Antigen Retrieval: Citrate buffer, pH 6.0, 15 min



Immunocytochemistry/Immunofluorescence: MAX binding protein Antibody (HL2309) - Azide and BSA Free [NBP3-25567] - MNT antibody [HL2309] detects MNT protein at cytoplasm and nucleus by immunofluorescent analysis. Sample: HeLa cells were fixed in 4% paraformaldehyde at RT for 15 min. Green: MNT stained by MNT antibody [HL2309] (NBP3-25567) diluted at 1:500. Red: alpha Tubulin, a cytoskeleton marker, stained by alpha Tubulin antibody [GT114] diluted at 1:1000.





Novus Biologicals USA

10730 E. Briarwood Avenue
Centennial, CO 80112
USA
Phone: 303.730.1950
Toll Free: 1.888.506.6887
Fax: 303.730.1966
nb-customerservice@bio-techne.com

Bio-Techne Canada

21 Canmotor Ave
Toronto, ON M8Z 4E6
Canada
Phone: 905.827.6400
Toll Free: 855.668.8722
Fax: 905.827.6402
canada.inquires@bio-techne.com

Bio-Techne Ltd

19 Barton Lane
Abingdon Science Park
Abingdon, OX14 3NB, United Kingdom
Phone: (44) (0) 1235 529449
Free Phone: 0800 37 34 15
Fax: (44) (0) 1235 533420
info.EMEA@bio-techne.com

General Contact Information

www.novusbio.com
Technical Support: nb-technical@bio-techne.com
Orders: nb-customerservice@bio-techne.com
General: novus@novusbio.com

Products Related to NBP3-25567

HAF008	Goat anti-Rabbit IgG Secondary Antibody [HRP]
NB7160	Goat anti-Rabbit IgG (H+L) Secondary Antibody [HRP]
NBP2-24891	Rabbit IgG Isotype Control
H00004335-Q01-10ug	Recombinant Human MAX binding protein GST (N-Term) Protein

Limitations

This product is for research use only and is not approved for use in humans or in clinical diagnosis. Primary Antibodies are guaranteed for 1 year from date of receipt.

For more information on our 100% guarantee, please visit www.novusbio.com/guarantee

Earn gift cards/discounts by submitting a review: www.novusbio.com/reviews/submit/NBP3-25567

Earn gift cards/discounts by submitting a publication using this product:
www.novusbio.com/publications

