

Product Datasheet

GLUD1/GLUD2 Antibody (HL2124) - Azide and BSA Free NBP3-25484

Unit Size: 100 ul

Store at 4C short term. Aliquot and store at -20C long term. Avoid freeze-thaw cycles.

www.novusbio.com



technical@novusbio.com

Protocols, Publications, Related Products, Reviews, Research Tools and Images at:
www.novusbio.com/NBP3-25484

Updated 9/9/2025 v.20.1

Earn rewards for product
reviews and publications.

Submit a publication at www.novusbio.com/publications

Submit a review at www.novusbio.com/reviews/destination/NBP3-25484



NBP3-25484

GLUD1/GLUD2 Antibody (HL2124) - Azide and BSA Free

Product Information

Unit Size	100 ul
Concentration	Concentrations vary lot to lot. See vial label for concentration. If unlisted please contact technical services.
Storage	Store at 4C short term. Aliquot and store at -20C long term. Avoid freeze-thaw cycles.
Clonality	Monoclonal
Clone	HL2124
Preservative	No Preservative
Isotype	IgG
Purity	Protein A purified
Buffer	PBS

Product Description

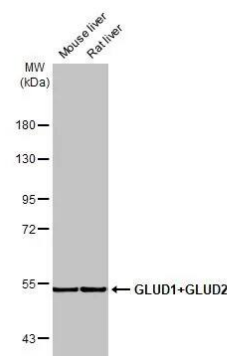
Description	Novus Biologicals Rabbit GLUD1/GLUD2 Antibody (HL2124) - Azide and BSA Free (NBP3-25484) is a recombinant monoclonal antibody validated for use in IHC and WB. All Novus Biologicals antibodies are covered by our 100% guarantee.
Host	Rabbit
Gene ID	2746
Gene Symbol	GLUD1
Species	Human, Mouse, Rat
Immunogen	Recombinant fragment of human GLUD1/GLUD2

Product Application Details

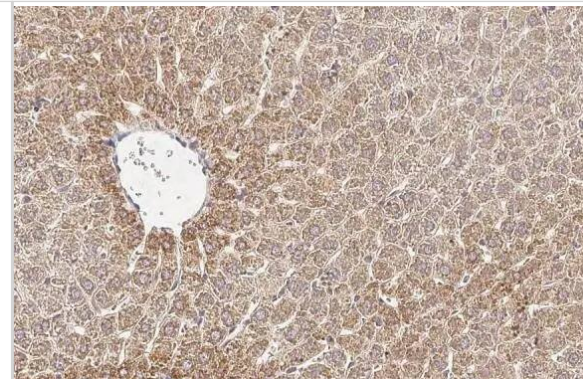
Applications	Western Blot, Immunohistochemistry-Paraffin, Immunohistochemistry
Recommended Dilutions	Western Blot 1:1000-1:10000, Immunohistochemistry, Immunohistochemistry-Paraffin

Images

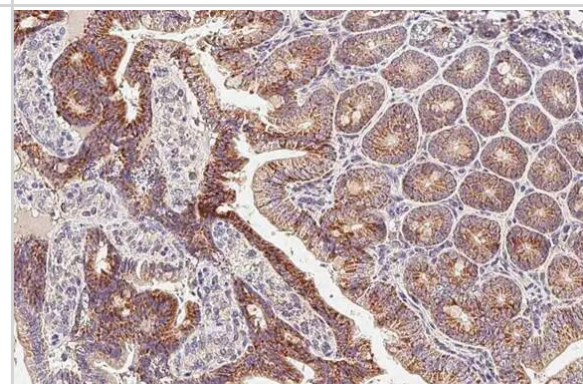
Western Blot: GLUD1/GLUD2 Antibody (HL2124) - Azide and BSA Free [NBP3-25484] - Various tissue extracts (50 ug) were separated by 7.5% SDS-PAGE, and the membrane was blotted with GLUD1+GLUD2 antibody [HL2124] (NBP3-25484) diluted at 1:10000. The HRP-conjugated anti-rabbit IgG antibody was used to detect the primary antibody.




Immunohistochemistry-Paraffin: GLUD1/GLUD2 Antibody (HL2124) - Azide and BSA Free [NBP3-25484] - GLUD1+ GLUD2 antibody [HL2124] detects GLUD1+ GLUD2 protein by immunohistochemical analysis. Sample: Paraffin-embedded rat liver. GLUD1+ GLUD2 stained by GLUD1+ GLUD2 antibody [HL2124] (NBP3-25484) diluted at 1:100. Antigen Retrieval: Citrate buffer, pH 6.0, 15 min



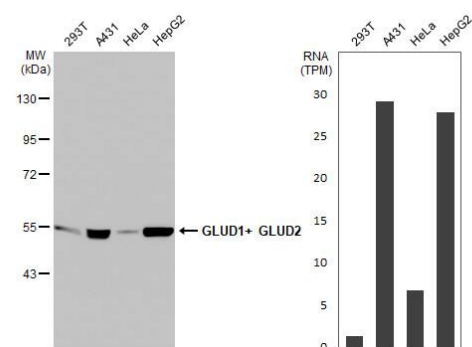
Immunohistochemistry-Paraffin: GLUD1/GLUD2 Antibody (HL2124) - Azide and BSA Free [NBP3-25484] - GLUD1+ GLUD2 antibody [HL2124] detects GLUD1+ GLUD2 protein at mitochondria by immunohistochemical analysis. Sample: Paraffin-embedded mouse duodenum. GLUD1+ GLUD2 stained by GLUD1+ GLUD2 antibody [HL2124] (NBP3-25484) diluted at 1:100. Antigen Retrieval: Citrate buffer, pH 6.0, 15 min



Western Blot: GLUD1/GLUD2 Antibody (HL2124) - Azide and BSA Free [NBP3-25484] - Non-transfected (-) and transfected (+) 293T whole cell extracts (30 ug) were separated by 7.5% SDS-PAGE, and the membrane was blotted with GLUD1+GLUD2 antibody [HL2124] (NBP3-25484) diluted at 1:5000. The HRP-conjugated anti-rabbit IgG antibody was used to detect the primary antibody.



Western Blot: GLUD1/GLUD2 Antibody (HL2124) - Azide and BSA Free [NBP3-25484] - Various whole cell extracts (30 ug) were separated by 7.5% SDS-PAGE, and the membrane was blotted with GLUD1+ GLUD2 antibody [HL2124] (NBP3-25484) diluted at 1:5000. The HRP-conjugated anti-rabbit IgG antibody was used to detect the primary antibody. Corresponding RNA expression data for the same cell lines are based on Human Protein Atlas program.





Novus Biologicals USA

10730 E. Briarwood Avenue
Centennial, CO 80112
USA
Phone: 303.730.1950
Toll Free: 1.888.506.6887
Fax: 303.730.1966
nb-customerservice@bio-techne.com

Bio-Techne Canada

21 Canmotor Ave
Toronto, ON M8Z 4E6
Canada
Phone: 905.827.6400
Toll Free: 855.668.8722
Fax: 905.827.6402
canada.inquires@bio-techne.com

Bio-Techne Ltd

19 Barton Lane
Abingdon Science Park
Abingdon, OX14 3NB, United Kingdom
Phone: (44) (0) 1235 529449
Free Phone: 0800 37 34 15
Fax: (44) (0) 1235 533420
info.EMEA@bio-techne.com

General Contact Information

www.novusbio.com
Technical Support: nb-technical@bio-
techne.com
Orders: nb-customerservice@bio-techne.com
General: novus@novusbio.com

Products Related to NBP3-25484

HAF008	Goat anti-Rabbit IgG Secondary Antibody [HRP]
NB7160	Goat anti-Rabbit IgG (H+L) Secondary Antibody [HRP]
NBP2-24891	Rabbit IgG Isotype Control
MAB1417	Insulin Antibody (182410) [Unconjugated]

Limitations

This product is for research use only and is not approved for use in humans or in clinical diagnosis. Primary Antibodies are guaranteed for 1 year from date of receipt.

For more information on our 100% guarantee, please visit www.novusbio.com/guarantee

Earn gift cards/discounts by submitting a review: www.novusbio.com/reviews/submit/NBP3-25484

Earn gift cards/discounts by submitting a publication using this product:
www.novusbio.com/publications

