

# Product Datasheet

## ELAVL2 Antibody (HL1978) - Azide and BSA Free NBP3-25449

Unit Size: 100 ul

Store at 4C short term. Aliquot and store at -20C long term. Avoid freeze-thaw cycles.

[www.novusbio.com](http://www.novusbio.com)



[technical@novusbio.com](mailto:technical@novusbio.com)

Protocols, Publications, Related Products, Reviews, Research Tools and Images at:  
[www.novusbio.com/NBP3-25449](http://www.novusbio.com/NBP3-25449)

Updated 9/9/2025 v.20.1

Earn rewards for product  
reviews and publications.

Submit a publication at [www.novusbio.com/publications](http://www.novusbio.com/publications)

Submit a review at [www.novusbio.com/reviews/destination/NBP3-25449](http://www.novusbio.com/reviews/destination/NBP3-25449)



**NBP3-25449**

ELAVL2 Antibody (HL1978) - Azide and BSA Free

| <b>Product Information</b> |  |
|----------------------------|--|
| <b>Unit Size</b>           | 100 ul   |
| <b>Concentration</b>       | Concentrations vary lot to lot. See vial label for concentration. If unlisted please contact technical services. |
| <b>Storage</b>             | Store at 4C short term. Aliquot and store at -20C long term. Avoid freeze-thaw cycles.                           |
| <b>Clonality</b>           | Monoclonal   |
| <b>Clone</b>               | HL1978   |
| <b>Preservative</b>        | No Preservative  |
| <b>Isotype</b>             | IgG  |
| <b>Purity</b>              | Protein A purified   |
| <b>Buffer</b>              | PBS  |

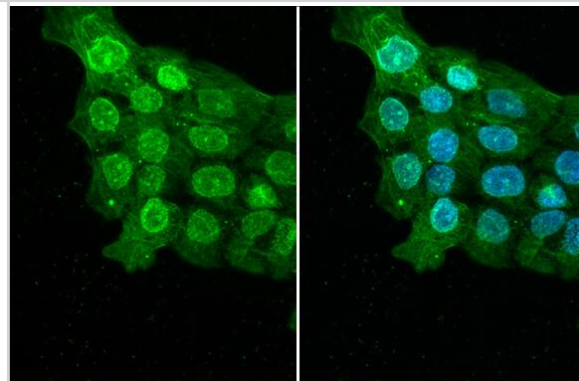
| <b>Product Description</b> |   |
|----------------------------|---|
| <b>Description</b>         | Novus Biologicals Rabbit ELAVL2 Antibody (HL1978) - Azide and BSA Free (NBP3-25449) is a recombinant monoclonal antibody validated for use in IHC and ICC/IF. All Novus Biologicals antibodies are covered by our 100% guarantee. |
| <b>Host</b>                | Rabbit  |
| <b>Gene ID</b>             | 1993  |
| <b>Gene Symbol</b>         | ELAVL2  |
| <b>Species</b>             | Human, Mouse, Rat   |
| <b>Immunogen</b>           | Recombinant protein encompassing a sequence within the N-terminus region of human ELAVL2. The exact sequence is proprietary.  |

| <b>Product Application Details</b> |   |
|------------------------------------|---|
| <b>Applications</b>                | Immunohistochemistry-Paraffin, Immunocytochemistry/ Immunofluorescence, Immunohistochemistry              |
| <b>Recommended Dilutions</b>       | Immunohistochemistry, Immunocytochemistry/ Immunofluorescence, Immunohistochemistry-Paraffin 1:100-1:1000 |

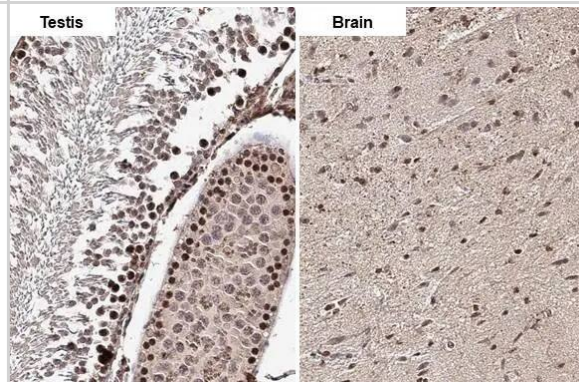


## Images

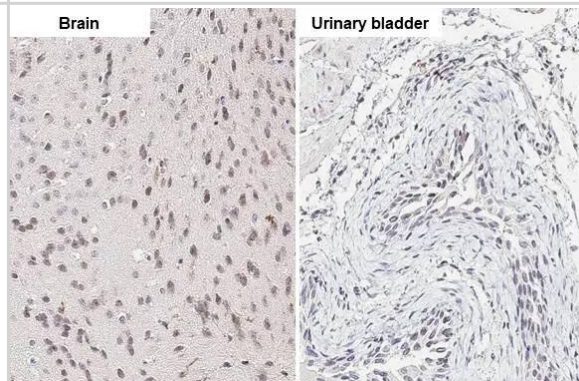
Immunocytochemistry/Immunofluorescence: ELAVL2 Antibody (HL1978) - Azide and BSA Free [NBP3-25449] - ELAVL2 antibody [HL1978] detects ELAVL2 protein at nucleus and cytoskeleton by immunofluorescent analysis. Sample: A431 cells were fixed in ice-cold MeOH for 5 min. Green: ELAVL2 stained by ELAVL2 antibody [HL1978] (NBP3-25449) diluted at 1:500. Red: alpha Tubulin, a cytoskeleton marker, stained by alpha Tubulin antibody [GT114] (NBP2-43837) diluted at 1:1000. Blue: Fluoroshield with DAPI .



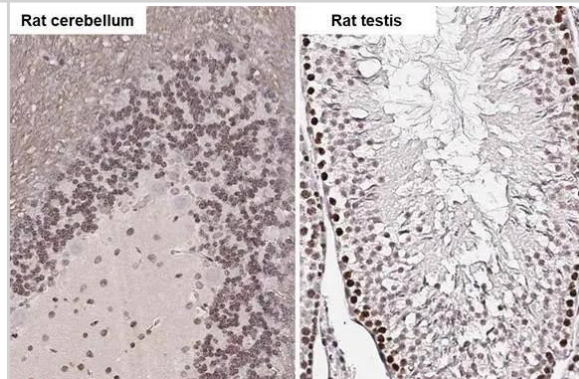
Immunohistochemistry-Paraffin: ELAVL2 Antibody (HL1978) - Azide and BSA Free [NBP3-25449] - ELAVL2 antibody [HL1978] detects ELAVL2 protein at nucleus by immunohistochemical analysis. Sample: Paraffin-embedded rat tissues. ELAVL2 stained by ELAVL2 antibody [HL1978] (NBP3-25449) diluted at 1:100. Antigen Retrieval: Citrate buffer, pH 6.0, 15 min



Immunohistochemistry-Paraffin: ELAVL2 Antibody (HL1978) - Azide and BSA Free [NBP3-25449] - ELAVL2 antibody [HL1978] detects ELAVL2 protein at nucleus by immunohistochemical analysis. Sample: Paraffin-embedded mouse tissues. ELAVL2 stained by ELAVL2 antibody [HL1978] (NBP3-25449) diluted at 1:100. Antigen Retrieval: Citrate buffer, pH 6.0, 15 min



ELAVL2 antibody [HL1978] detects ELAVL2 protein at nucleus by immunohistochemical analysis. Sample: Paraffin-embedded rat tissues. ELAVL2 stained by ELAVL2 antibody [HL1978] (NBP3-25449) diluted at 1:100. Antigen Retrieval: Citrate buffer, pH 6.0, 15 min





### **Novus Biologicals USA**

10730 E. Briarwood Avenue  
Centennial, CO 80112  
USA  
Phone: 303.730.1950  
Toll Free: 1.888.506.6887  
Fax: 303.730.1966  
nb-customerservice@bio-techne.com

### **Bio-Techne Canada**

21 Canmotor Ave  
Toronto, ON M8Z 4E6  
Canada  
Phone: 905.827.6400  
Toll Free: 855.668.8722  
Fax: 905.827.6402  
canada.inquires@bio-techne.com

### **Bio-Techne Ltd**

19 Barton Lane  
Abingdon Science Park  
Abingdon, OX14 3NB, United Kingdom  
Phone: (44) (0) 1235 529449  
Free Phone: 0800 37 34 15  
Fax: (44) (0) 1235 533420  
info.EMEA@bio-techne.com

### **General Contact Information**

www.novusbio.com  
Technical Support: nb-technical@bio-techne.com  
Orders: nb-customerservice@bio-techne.com  
General: novus@novusbio.com

### **Products Related to NBP3-25449**

---

|                  |   |
|------------------|---|
| HAF008           | Goat anti-Rabbit IgG Secondary Antibody [HRP]       |
| NB7160           | Goat anti-Rabbit IgG (H+L) Secondary Antibody [HRP] |
| NBP2-24891       | Rabbit IgG Isotype Control                          |
| NBP2-51932-0.1mg | Recombinant Human ELAVL2 His Protein                |

---

### **Limitations**

This product is for research use only and is not approved for use in humans or in clinical diagnosis. Primary Antibodies are guaranteed for 1 year from date of receipt.

For more information on our 100% guarantee, please visit [www.novusbio.com/guarantee](http://www.novusbio.com/guarantee)

Earn gift cards/discounts by submitting a review: [www.novusbio.com/reviews/submit/NBP3-25449](http://www.novusbio.com/reviews/submit/NBP3-25449)

Earn gift cards/discounts by submitting a publication using this product:  
[www.novusbio.com/publications](http://www.novusbio.com/publications)

