

Product Datasheet

Mesothelin Antibody (CL13965)

NBP3-24591-100ul

Unit Size: 100 ul

Store at 4C short term. Aliquot and store at -20C long term. Avoid freeze-thaw cycles.

www.novusbio.com



technical@novusbio.com

Protocols, Publications, Related Products, Reviews, Research Tools and Images at:
www.novusbio.com/NBP3-24591

Updated 2/27/2025 v.20.1

Earn rewards for product
reviews and publications.

Submit a publication at www.novusbio.com/publications

Submit a review at www.novusbio.com/reviews/destination/NBP3-24591



NBP3-24591-100ul

Mesothelin Antibody (CL13965)

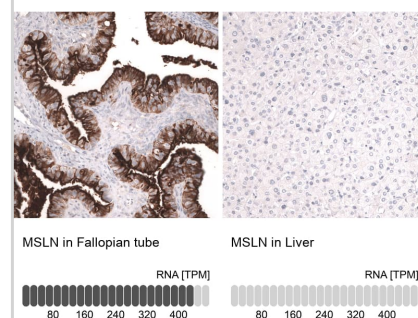
Product Information	
Unit Size	100 ul
Concentration	Concentrations vary lot to lot. See vial label for concentration. If unlisted please contact technical services.
Storage	Store at 4C short term. Aliquot and store at -20C long term. Avoid freeze-thaw cycles.
Clonality	Monoclonal
Clone	CL13965
Preservative	0.02% Sodium Azide
Isotype	IgG2b
Purity	Protein A purified
Buffer	PBS, pH 7.2, 40% glycerol

Product Description	
Host	Mouse
Gene ID	10232
Gene Symbol	MSLN
Species	Human
Immunogen	This antibody was developed using a recombinant protein derived from Q13421, with the exact immunogen sequence remaining proprietary.

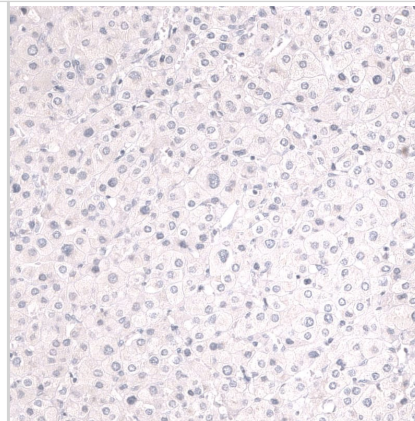
Product Application Details	
Applications	Western Blot, Immunohistochemistry, Immunohistochemistry-Paraffin
Recommended Dilutions	Western Blot 1ug/ml, Immunohistochemistry 1:2500 - 1:5000, Immunohistochemistry-Paraffin 1:2500 - 1:5000
Application Notes	For IHC-Paraffin, we recommend using Heat-Induced Epitope Retrieval (HIER) with a pH level of 6. This optimized retrieval method ensures the best results for your experiments.

Images

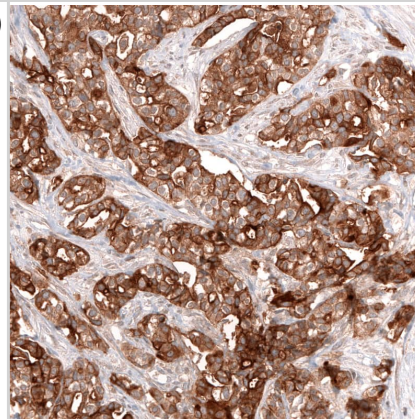
Analysis in human fallopian tube and liver tissues using NBP3-24591 antibody. Corresponding MSLN RNA-seq data are presented for the same tissues.



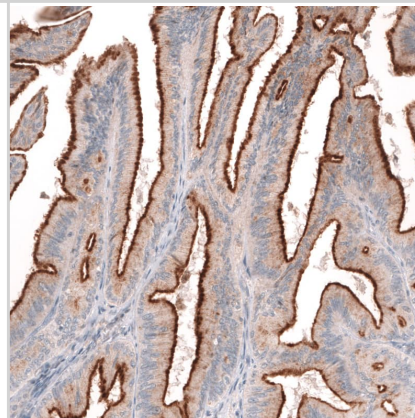
Staining of human liver shows no positivity in hepatocytes as expected.



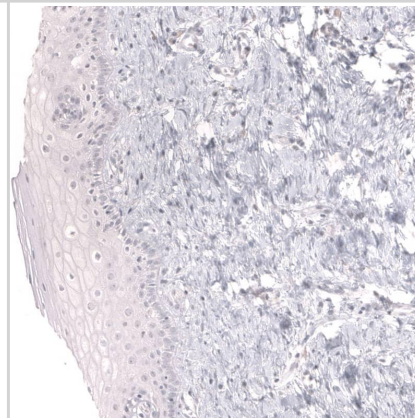
Staining of human ovarian cancer (high grade serous ovarian carcinoma) shows strong membranous and cytoplasmic positivity in tumor cells.



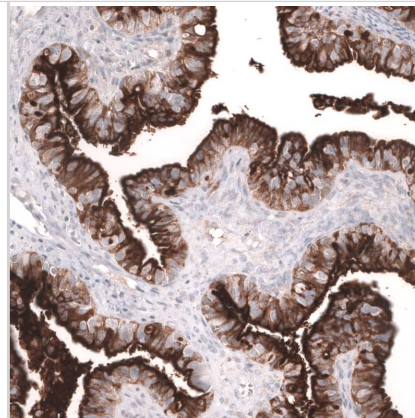
Staining of human ovarian cancer (low grade serous ovarian carcinoma) shows strong membranous positivity in tumor cells.



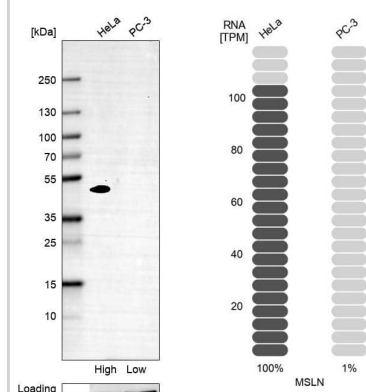
Staining of human skin shows no positivity in squamous epithelial cells as expected.



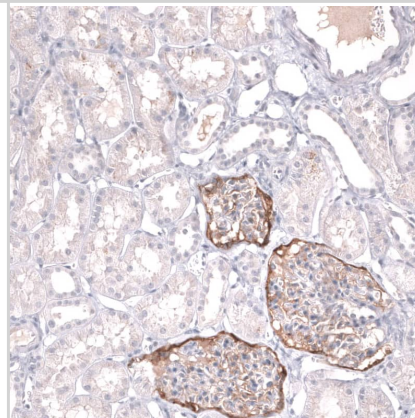
Staining of human fallopian tube shows strong membranous-cytoplasmic positivity in glandular cells.



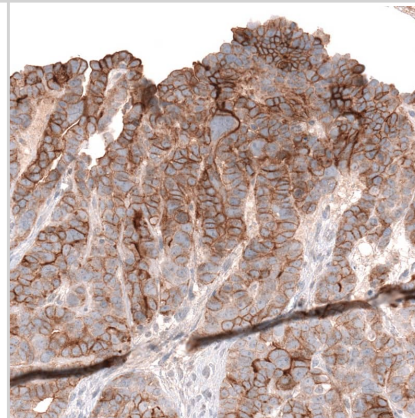
Western blot analysis in human cell lines HeLa and PC-3 using Anti-MSLN antibody. Corresponding MSLN RNA-seq data are presented for the same cell lines. Loading control: Anti-HSP90B1.



Staining of human kidney shows moderate membranous positivity in cells in glomeruli.



Staining of human ovarian cancer (papillary carcinoma) shows strong membranous positivity in tumor cells.





Novus Biologicals USA

10730 E. Briarwood Avenue
Centennial, CO 80112
USA
Phone: 303.730.1950
Toll Free: 1.888.506.6887
Fax: 303.730.1966
nb-customerservice@bio-techne.com

Bio-Techne Canada

21 Canmotor Ave
Toronto, ON M8Z 4E6
Canada
Phone: 905.827.6400
Toll Free: 855.668.8722
Fax: 905.827.6402
canada.inquires@bio-techne.com

Bio-Techne Ltd

19 Barton Lane
Abingdon Science Park
Abingdon, OX14 3NB, United Kingdom
Phone: (44) (0) 1235 529449
Free Phone: 0800 37 34 15
Fax: (44) (0) 1235 533420
info.EMEA@bio-techne.com

General Contact Information

www.novusbio.com
Technical Support: nb-technical@bio-techne.com
Orders: nb-customerservice@bio-techne.com
General: novus@novusbio.com

Products Related to NBP3-24591-100ul

HAF007	Goat anti-Mouse IgG Secondary Antibody [HRP]
NB720-B	Rabbit anti-Mouse IgG (H+L) Secondary Antibody [Biotin]
NBP2-27231	Mouse IgG2b Isotype Control (MPC-11)
NBP1-88224PEP	Mesothelin Recombinant Protein Antigen

Limitations

This product is for research use only and is not approved for use in humans or in clinical diagnosis. Primary Antibodies are guaranteed for 1 year from date of receipt.

For more information on our 100% guarantee, please visit www.novusbio.com/guarantee

Earn gift cards/discounts by submitting a review: www.novusbio.com/reviews/submit/NBP3-24591

Earn gift cards/discounts by submitting a publication using this product:
www.novusbio.com/publications

