

Product Datasheet

AIBZIP Antibody (PCRP-CREB3L4-1A3) - Azide and BSA Free **NBP3-24138**

Unit Size: 100 ug

Store at -20 to -80C. Avoid freeze-thaw cycles.

www.novusbio.com



technical@novusbio.com

Protocols, Publications, Related Products, Reviews, Research Tools and Images at:
www.novusbio.com/NBP3-24138

Updated 7/16/2024 v.20.1

Earn rewards for product reviews and publications.

Submit a publication at www.novusbio.com/publications

Submit a review at www.novusbio.com/reviews/destination/NBP3-24138



NBP3-24138

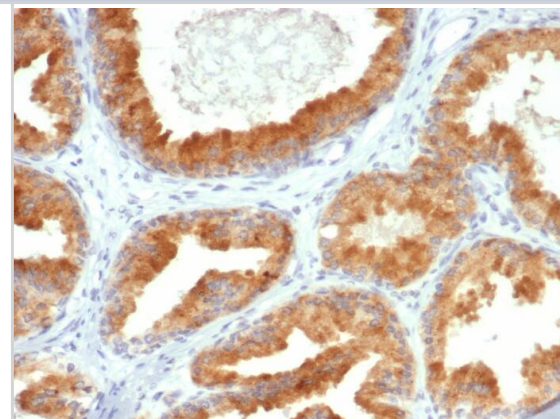
AIBZIP Antibody (PCRP-CREB3L4-1A3) - Azide and BSA Free

Product Information	
Unit Size	100 ug
Concentration	1 mg/ml
Storage	Store at -20 to -80C. Avoid freeze-thaw cycles.
Clonality	Monoclonal
Clone	PCRP-CREB3L4-1A3
Preservative	No Preservative
Isotype	IgG2c Kappa
Purity	Protein A or G purified
Buffer	10mM PBS
Product Description	
Description	Antibody without azide - store at -20 to -80C.
Host	Mouse
Gene ID	148327
Gene Symbol	CREB3L4
Species	Human
Immunogen	Recombinant fragment (aa1-298) of human AIBZIP protein
Product Application Details	
Applications	Flow Cytometry, Immunocytochemistry/ Immunofluorescence, Immunohistochemistry-Paraffin
Recommended Dilutions	Flow Cytometry 1-2ug/million cells, Immunocytochemistry/ Immunofluorescence 1-2ug/ml, Immunohistochemistry-Paraffin 1-2ug/ml
Application Notes	Immunohistochemistry-Paraffin: 1-2ug/ml for 30 minutes at RT. Staining of formalin-fixed tissues requires heating tissue sections in 10mM Tris with 1mM EDTA, pH 9.0, for 45 min at 95C followed by cooling at RT for 20 minutes. Optimal dilution for a specific application should be determined.

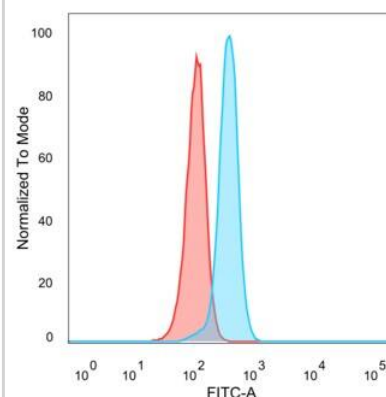


Images

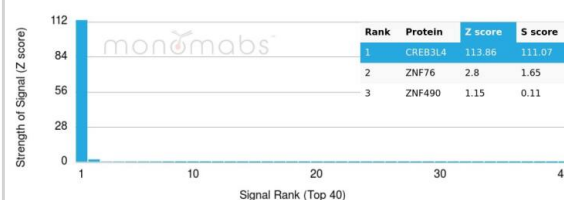
Formalin-fixed, paraffin-embedded human prostate cancer stained with AIBZIP antibody (PCRP-CREB3L4-1A3) - Azide and BSA Free. HIER: Tris/EDTA, pH9.0, 45min. Secondary: HRP-polymer, 30min. DAB, 5min.



Flow Cytometric Analysis of PFA-fixed HeLa cells. AIBZIP antibody (PCRP-CREB3L4-1A3) - Azide and BSA Free followed by goat anti-mouse IgG-CF488 (blue); unstained cells (red).



Analysis of Protein Array containing more than 19,000 full-length human proteins using AIBZIP antibody (PCRP-CREB3L4-1A3) - Azide and BSA Free





Novus Biologicals USA

10730 E. Briarwood Avenue
Centennial, CO 80112
USA
Phone: 303.730.1950
Toll Free: 1.888.506.6887
Fax: 303.730.1966
nb-customerservice@bio-techne.com

Bio-Techne Canada

21 Canmotor Ave
Toronto, ON M8Z 4E6
Canada
Phone: 905.827.6400
Toll Free: 855.668.8722
Fax: 905.827.6402
canada.inquires@bio-techne.com

Bio-Techne Ltd

19 Barton Lane
Abingdon Science Park
Abingdon, OX14 3NB, United Kingdom
Phone: (44) (0) 1235 529449
Free Phone: 0800 37 34 15
Fax: (44) (0) 1235 533420
info.EMEA@bio-techne.com

General Contact Information

www.novusbio.com
Technical Support: nb-technical@bio-techne.com
Orders: nb-customerservice@bio-techne.com
General: novus@novusbio.com

Products Related to NBP3-24138

HAF007	Goat anti-Mouse IgG Secondary Antibody [HRP]
NB720-B	Rabbit anti-Mouse IgG (H+L) Secondary Antibody [Biotin]
H00148327-Q01-10ug	Recombinant Human AIBZIP GST (N-Term) Protein
212-GD-010	GDNF [Unconjugated]

Limitations

This product is for research use only and is not approved for use in humans or in clinical diagnosis. Primary Antibodies are guaranteed for 1 year from date of receipt.

For more information on our 100% guarantee, please visit www.novusbio.com/guarantee

Earn gift cards/discounts by submitting a review: www.novusbio.com/reviews/submit/NBP3-24138

Earn gift cards/discounts by submitting a publication using this product:
www.novusbio.com/publications

