

# Product Datasheet

## Pet1 Antibody (FEV/7311) NBP3-23927-100ug

Unit Size: 100 ug

Store at 4C.

[www.novusbio.com](http://www.novusbio.com)



[technical@novusbio.com](mailto:technical@novusbio.com)

Protocols, Publications, Related Products, Reviews, Research Tools and Images at:  
[www.novusbio.com/NBP3-23927](http://www.novusbio.com/NBP3-23927)

Updated 7/16/2024 v.20.1

Earn rewards for product  
reviews and publications.

Submit a publication at [www.novusbio.com/publications](http://www.novusbio.com/publications)

Submit a review at [www.novusbio.com/reviews/destination/NBP3-23927](http://www.novusbio.com/reviews/destination/NBP3-23927)



**NBP3-23927-100ug**

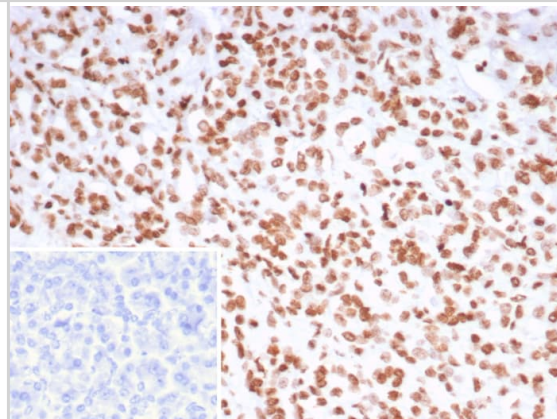
Pet1 Antibody (FEV/7311)

Product Information	
Unit Size	100 ug
Concentration	0.2 mg/ml
Storage	Store at 4C.
Clonality	Monoclonal
Clone	FEV/7311
Preservative	0.05% Sodium Azide
Isotype	IgG1 Kappa
Purity	Protein A or G purified
Buffer	10mM PBS with 0.05% BSA
Product Description	
Description	Store at 2 to 8C. Non-hazardous. No MSDS required.
Host	Mouse
Gene ID	54738
Gene Symbol	FEV
Species	Human
Immunogen	Recombinant fragment (around aa1-200) of human Pet1 protein (exact sequence is proprietary)
Product Application Details	
Applications	Immunohistochemistry-Paraffin
Recommended Dilutions	Immunohistochemistry-Paraffin 1-2ug/ml
Application Notes	Immunohistochemistry-Paraffin: 1-2ug/ml for 30 minutes at RT. Staining of formalin-fixed tissues requires heating tissue sections in 10mM Tris with 1mM EDTA, pH 9.0, for 45 min at 95C followed by cooling at RT for 20 minutes. Optimal dilution for a specific application should be determined.

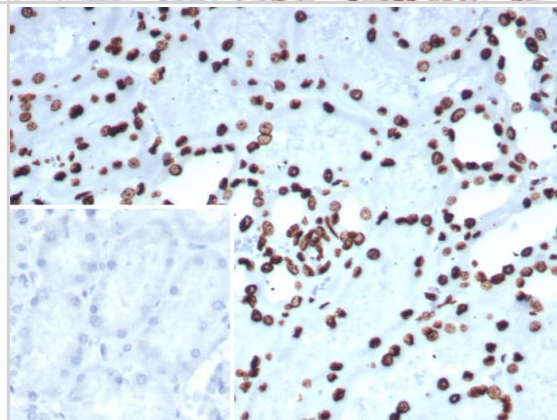


## Images

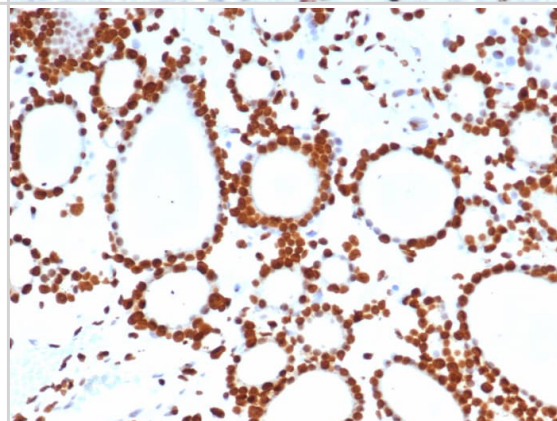
Formalin-fixed, paraffin-embedded human pancreas stained with Pet1 antibody (FEV/7311). Inset: PBS instead of primary antibody; secondary only negative control.



Formalin-fixed, paraffin-embedded human kidney stained with Pet1 antibody (FEV/7311). Inset: PBS instead of primary antibody; secondary only negative control.



Formalin-fixed, paraffin-embedded human thyroid stained with Pet1 antibody (FEV/7311). HIER: Tris/EDTA, pH9.0, 45min. Secondary: HRP-polymer, 30min. DAB, 5min.





### **Novus Biologicals USA**

10730 E. Briarwood Avenue  
Centennial, CO 80112  
USA  
Phone: 303.730.1950  
Toll Free: 1.888.506.6887  
Fax: 303.730.1966  
nb-customerservice@bio-techne.com

### **Bio-Techne Canada**

21 Canmotor Ave  
Toronto, ON M8Z 4E6  
Canada  
Phone: 905.827.6400  
Toll Free: 855.668.8722  
Fax: 905.827.6402  
canada.inquires@bio-techne.com

### **Bio-Techne Ltd**

19 Barton Lane  
Abingdon Science Park  
Abingdon, OX14 3NB, United Kingdom  
Phone: (44) (0) 1235 529449  
Free Phone: 0800 37 34 15  
Fax: (44) (0) 1235 533420  
info.EMEA@bio-techne.com

### **General Contact Information**

www.novusbio.com  
Technical Support: nb-technical@bio-techne.com  
Orders: nb-customerservice@bio-techne.com  
General: novus@novusbio.com

### **Products Related to NBP3-23927-100ug**

---

HAF007	Goat anti-Mouse IgG Secondary Antibody [HRP]
NB720-B	Rabbit anti-Mouse IgG (H+L) Secondary Antibody [Biotin]
NBP1-43319-0.5mg	Mouse IgG1 Kappa Isotype Control (P3.6.2.8.1)
H00054738-Q01-10ug	Recombinant Human Pet1 GST (N-Term) Protein

---

### **Limitations**

This product is for research use only and is not approved for use in humans or in clinical diagnosis. Primary Antibodies are guaranteed for 1 year from date of receipt.

For more information on our 100% guarantee, please visit [www.novusbio.com/guarantee](http://www.novusbio.com/guarantee)

Earn gift cards/discounts by submitting a review: [www.novusbio.com/reviews/submit/NBP3-23927](http://www.novusbio.com/reviews/submit/NBP3-23927)

Earn gift cards/discounts by submitting a publication using this product:  
[www.novusbio.com/publications](http://www.novusbio.com/publications)

